


AMERICAN FLYER[®]

Made by **GILBERT**



Another **AMERICAN FLYER** "First"...

AUTHENTIC

Diesel "ROAR"

SOUND EFFECTS

Now, for the first time in model railroad history, the full-throated "Roar" of the mighty Diesel locomotive is captured by American Flyer. From a standing start in the station to full throttle on the mainline all the variety of pulsating big-motor sounds are faithfully reproduced. It's just like being in the cab of a real Diesel when you hear American Flyer's DIESEL ROAR in thrilling action!



NOTE: Because of conditions beyond our control, The A. C. Gilbert Company reserves the right to change prices, compositions, material and finishes, without notice.



Powering up a steep grade.

Listen to the motor pitch grow higher, building up in volume, as the big Diesel freight or passenger hauls its way up the long grade. *What realism!*



Steady, pulsating idle.

Just as in a real station, your American Flyer Diesel motors throb and pound at "idle", waiting for the conductor's "high-ball" signal.



Revvng-up for a smooth start.

As you advance the throttle, the idling motors build up to a crescendo and, slowly — realistically — your American Flyer Diesel starts to roll. True railroad action!

No Other Trains Offer These...

Exclusive AMERICAN FLYER FEATURES



AUTHENTIC, 2-RAIL "T" TRACK

American Flyer trains travel on the same kind of track as America's big trains — two-rail, flat top "T" track. Provides real "dig-in" traction for more pull and look-right realism.

A real Union Pacific R.R. 4-8-4 locomotive.



An American Flyer model.



ACCURATE 3/16" SCALE MODELS

The photographs above furnish dramatic proof of American Flyer true scale model construction. Both have been reduced to the same height — and notice how they come out to the SAME LENGTH!

MORE PULL WITH PULL-MOR

The feature that revolutionized model railroading! With Pull-Mor, locomotives can haul 40 or more cars with ease, can take steep grade climbs. For speed, climb and pulling capacity you can't beat **PULL-MOR!**



RED GLOWING SMOKE

Not just lazy wisps, but thick puffs for a just-like-real look. Dim the room lights and see the startling red "fire-box" glow of the smoke. *Here's stress locomotive realism at its best!*




CHOO-CHOO SOUND EFFECTS

American Flyer locomotives not only look right — they sound right, too. From the boiler come the steady choo-choo sounds of a real loco. Run the train fast or slow and the choo-choos vary accordingly. *Hear* this feature at your American Flyer dealer's.



WORM DRIVE MOTORS

No electric train locomotive is better than its motor and that's why American Flyer uses a worm-drive type in *ALL* locos, not in just the higher priced sets. With worm drive your loco has more power, positive starting and stopping, no downhill "runaways".



REAL R.R. SINTERED TRUCKS

American Flyer car trucks are better in looks and performance! After iron powder is fused by high heat and pressure in a special sintering process, the truck is impregnated with *lifetime* lubricating oil to provide smooth, *red-easy* bearings for wheel axles.



RAILROAD KNUCKLE COUPLERS

Model railroad experts go for American Flyer knuckle couplers in a big way because they're positive in operation, can be uncoupled on a curved track or with the voltage off. For cars right in every way, choose American Flyer!


AMERICAN FLYER FREIGHTS

Both with **PULL-MOR POWER**



**MORE PULL
WITH PULL-MOR!**

Haul 40 or more cars . . . take steep mountain grades with ease! Both locomotives have it.



**2-RAIL
"T"-TRACK**



**2-RAIL
"T"-TRACK**


No. 5500T AMERICAN FLYER 3-CAR FREIGHT
WITH PULL-MOR POWER AND TRANSFORMER

THE **NEW** CRUSADER FREIGHT — A lot of train, at a low, low price! Here's everything the junior railroader could want: rugged 4-4-2 "Atlantic" type locomotive and tender, with amazing PULL-MOR POWER that makes light work of long car hauls, plus three authentic freight cars. Entire train is made to exact 3/16 of-an-inch scale model design. Motor is high quality worm-drive type; 50-watt transformer has three binding posts to provide both variable voltage (for train) and fixed voltage (for accessories). Train is 3 ft. 2 in. long. Track is 120" long.

\$19⁹⁵

No. 5500T SET INCLUDES:

No. 307 Locomotive and Tender
No. 923 Refrigerator Car
No. 940 Hopper Car
No. 938 Caboose
No. 704 Uncoupler
No. 1 1/2 50-watt Transformer
12 sections No. 702 Curved Track
No. 690 Track Terminal
Illustrated Train Book



50-WATT TRANSFORMER is packed with both sets shown here. Has three binding posts which provide variable voltage for train and fixed voltage for accessories.



No. 5505T AMERICAN FLYER 3-CAR FREIGHT
PULL-MOR POWER AND TRANSFORMER WITH REAL RED GLOWING SMOKE, CHOO-CHOO SOUNDS,


THE **NEW** BLACK DIAMOND FREIGHT — Watch this beauty steam along the high iron, smoke billowing from the stack and the choo-choo sounds coming right from the boiler! All the thrills of real railroading are brought into your home with this 4-4-2 "Atlantic" locomotive that features Smoke, Choo-Choo sounds and PULL-MOR POWER for the grades. Note brand new Pipe Car. Set includes 50-watt transformer. Outfit is 3 ft. 3 1/2 in. long. Track is 120" long.

\$24⁹⁵

No. 5505T SET INCLUDES:

No. 303 Locomotive and Tender
No. 913 Box Car
No. 911 Pipe Car
No. 938 Caboose
No. 704 Uncoupler
No. 40 4 pc. Smoke Set
No. 1 1/2 50-watt Transformer
12 sections No. 702 Curved Track
No. 690 Track Terminal
Illustrated Train Book





No. 5515T AMERICAN FLYER 3-CAR PASSENGER

WITH REAL, RED GLOWING SMOKE, CHOO-CHOO SOUNDS, PULL-MOR POWER AND TRANSFORMER

THE NEW ARROW PASSENGER — The mighty scale model 4-6-2 "Pacific" locomotive which heads up this speedy passenger will pull just about as many cars as you want to couple to it. With its worm-drive motor, Pull-Mor Power, Smoke, and Choo-Choo sounds this big "smoker" will do almost everything its real-life prototype will do. Coaches have silhouette passengers in inset type windows, and uncouple electrically by remote control. Transformer has 50-watt rating. Train measures 4 ft. 2½ in. long. Track is 120" long.

\$29⁹⁵

No. 5515T SET INCLUDES:

- No. 283 Locomotive and Tender
- No. 951R Boggage Car
- 2 No. 955R Coaches
- No. 700 Electric Uncoupler
- No. 1½ 50-watt Transformer
- No. 40 4 pc. Smoke Set
- 12 sections No. 702 Curved Track
- No. 690 Track Terminal
- Illustrated Train Book

No. 5510T AMERICAN FLYER 4-CAR FREIGHT

WITH REAL, RED GLOWING SMOKE, CHOO-CHOO SOUNDS, PULL-MOR POWER AND TRANSFORMER

THE NEW MOUNTAINEER FREIGHT — Pride of any model rail-roader's freight division — a giant scale model 4-6-2 "Pacific" type steam locomotive that puffs Smoke, has Choo-Choo sounds, is equipped with Pull-Mor Power and worm-drive motor for long hauls and steep grades, plus four freight cars. Transformer has 50-watt rating. Cars uncouple electrically by remote control. Train is 3 ft. 11½" long. Track is 120" long.


\$29⁹⁵

AMERICAN FLYER BEAUTIES...

for passenger runs and freight hauls



Packed with both train sets is this No. 1 1/2 50-watt Transformer, with three binding posts. Has both variable voltage (for train) and fixed voltage (for accessories).



No. 55107 SET INCLUDES:

- No. 283 Locomotive and Tender
- No. 925 Tank Car
- No. 921 Coal Car
- No. 921 Gondola Car
- No. 928 Caboose
- No. 40 4 pr. Smoke Set
- 12 sections No. 702 Curved Track
- No. 706 Electric Car Uncoupler
- No. 690 Track Terminal
- No. 1 1/2 50-watt Transformer
- Illustrated Train Book



AMERICAN FLYER
Realistic Freights



50-WATT TRANSFORMER is packed with both sets shown here. Has three binding posts which provide variable voltage for train and fixed voltage for accessories.



No. 5520T AMERICAN FLYER 4-CAR ACTION FREIGHT

WITH PULL-MOR POWER AND TRANSFORMER

THE NEW G.M. UNION PACIFIC FREIGHT — This brand new Union Pacific Railroad diesel locomotive, with striking gray-and-yellow U.P. markings, will "walk away" with your heaviest freight haul or breeze up the steepest grade on your pike. Powerful worm-drive motor and amazing **PULL-MOR POWER** turn the trick. Rolling stock features new Pipe Car and remote control action car that unloads realistic tank truck automatically. Transformer with set has 50-watt power. Train is 3 ft., 6 in. long. Track is 160" long.

\$34⁹⁵



No. 5520T SET INCLUDES:

No. 372 U.P. Diesel Locomotive
No. 911 Pipe Car
No. 924 Cooeeer Car
No. 913 Unloading Car
No. 930 Illuminated Cooeeer
No. 706 Electric Uncoopler
No. 1 1/2 50-watt Transformer
12 sections No. 702 Curved Track
4 sections No. 700 Straight Track
No. 690 Track Terminal
Illustrated Train Book



TRACKSIDE ACTION!

Press the remote control button and watch the truck on this fascinating flat car automatically unload. Included with No. 5520 Union Pacific Freight.



No. 5525TBW AMERICAN FLYER 4-CAR FREIGHT

WITH SMOKE, CHOO-CHOO SOUNDS, PULL-MOR POWER, TRANSFORMER AND WHISTLE

THE NEW METEOR FREIGHT — It's almost like riding the cab of a real "smoker" when you're at the meteor throttle of this scale model freight drag that features two brand new cars and a *New York, New Haven & Hartford* 4-6-2 locomotive. Container Gondola Car and Chemical Car with authentic Koppers emblem are like newest rolling stock on big roads. Twelve-wheeled loco puffs real Smoke, sounds off with Choo-Choos as it runs and has Pull-Mor Power for grade climbs and long car hauls. Steam-type whistle is enclosed in Billboard housing and blows by remote control. Transformer packed with set has 50-Watt rating. Train measures 4 ft., 1 in. long. Track included is 160".

\$39⁹⁵

No. 5525TBW TRAIN INCLUDES:

No. 293 Locomotive and Tender
No. 927 Box Car
No. 912 Chemical Car
No. 916 Container Gondola Car
No. 930 Cooeeer
No. 566 Billboard Whistle
No. 706 Uncoopler
No. 40 4-piece Smoke Set
No. 1 1/2 Transformer, 50 watt
12 sections No. 702 Curved Track
4 sections No. 700 Straight Track
No. 690 Track Terminal
Illustrated Train Book



TRAIN WHISTLES BY REMOTE CONTROL

Billboard Whistle packed with **THE METEOR FREIGHT** blows realistic steam blasts and toots at touch of button.

AMERICAN FLYER Diesel Freight and Passenger



2-RAIL
T-TRACK



*Whistle for the
Grade Crossings!*

All by remote control, you can sound deep-toned Diesel blasts with this Billboard, with horn concealed in housing. It's packed with both trains.

No. 553078H AMERICAN FLYER 6-UNIT DIESEL FREIGHT WITH PULL-MOR POWER, TRANSFORMER AND DIESEL HORN

THE NEW SILVER FLASH FREIGHT — One of the most famous of all Diesel "workhorses of the rails", the rugged American Locomotive ALCO "A" Unit, powers the head end of this five-car freight haul that will gladden the heart of any young railroader. With its amazing Pull-Mor Power, this American Flyer rail giant can take the steepest of grades with ease — or "walk away" with 40 or more cars. Rolling stock with set is 100% scale model. Included with train is new Billboard Horn that blows diesel blasts by remote control, plus 50-watt Transformer. Train measures 4 ft., 4 1/4 in. long. Track is 160".

\$42⁹⁵

No. 553078H TRAIN INCLUDES:

- No. 479 Silver Flash "A" Unit Diesel
- No. 921 Coal Car
- No. 947 Refrigerator Car
- No. 926 Tank Car
- No. 920 Gondola Car
- No. 930 Coalnose
- No. 561 Billboard Horn
- No. 706 remote control Unacopler
- No. 1 1/2 50-Watt Transformer
- 12 sections No. 702 Curved Track
- 4 sections No. 700 Straight Track
- 16 No. 693 Track Locks
- No. 690 Track Terminal
- Illustrated Train Book

No. 5535TBH AMERICAN FLYER 4-UNIT DIESEL PASSENGER
 WITH DIESEL HORN, FULL-MOR POWER AND TRANSFORMER

THE NEW SILVER COMET PASSENGER — Just like the big "growlers" that roll at high speed along America's mainline tracks, this scale model streamliner with Pull-Mor Power (haul 40 or more cars!) will deliver your passengers right on schedule. Locomotive is finished a striking blue-and-silver, with yellow lettering; bold blue stripe extends length of

cars, as on prototypes. Realistic deep-throated Diesel Horn is contained in separate billboard housing and blows by remote control. 50-watt Transformer is also provided. All cars are illuminated, uncouple by electric remote control. Train measures 4 ft., 4 1/4 in. Track is 160" long.


\$44⁹⁵

No. 5535TBH INCLUDES:

- No. 466 Diesel "A" Unit
- No. 9628 Baggage Car
- No. 9628 Vista Dome Pullman
- No. 9638 Observation Car
- No. 561 Billboard Horn
- No. 706 Remote Control Uncoupler
- No. 1 1/2 50-watt Transformer
- 12 sections No. 702 Curved Track
- 4 sections No. 700 Straight Track
- 16 No. 693 Track Locks
- No. 690 Track Terminal
- Illustrated Train Book



50-WATT TRANSFORMER is included with each set shown on these two pages. Has three binding posts which provide variable voltage for train and fixed voltage for accessories.



MORE PULL WITH PULL-MOR!

Haul 40 or more cars... take steep mountain grades with ease! Both locomotives have it.





No. 5540TB AMERICAN FLYER 5-CAR FREIGHT

WITH SMOKE, CHOO-CHOO SOUNDS, PULL-MOR POWER, TRANSFORMER AND WHISTLE



No. 5542H AMERICAN FLYER 6-CAR DIESEL SWITCHER TRAIN

WITH BUILT-IN DIESEL HORN AND PULL-MOR POWER

COLORFUL STEAM AND DIESEL FREIGHTS

THE **NEW** SUNSHINE SPECIAL FREIGHT—Sights like this, two workhorse General Motors GP-7 Diesel switcher locomotives teamed up at the business end of a freight drag, are becoming more and more common in real-life railroading. Now American Flyer introduces it to model pike fans—a two-unit locomotive with authentic Texas & Pacific R.R. orange-and-black colors

plus 6 scale model freights, featuring the new 3-dome Gulf Tank Car and remarkable Action Caboose. New accurate tone Diesel Horn blows by remote control. Also by remote control all cars uncouple and train starts, stops and reverses. Set measures 5 ft., 9½ in. long. Track is 160" long.

\$49⁹⁵

THE NEW TRAIL BLAZER FREIGHT — All the railroading a boy could ever want is wrapped up in this magnificent American Flyer "Trail Blazer" freight, headed up by a scale model 4-6-2 Pennsylvania K-5 type "steamer" and featuring an action dump car that unloads coal by remote control. Big, heavyweight loco not only puffs Smoke and sounds off with Cheo-Cheos as

it runs, but also has Pull-Mor Power to haul 40 or more cars with ease. Life-like steam whistle is contained in billboard housing that blows by remote control. Cars uncouple by remote control and train starts, stops and reverses in same manner. Transformer included has 50-watt rating. Set is 4 ft. **\$49⁹⁵** 7½ in. long. Track is 160".

No. 5540TBW INCLUDES:

- No. 313 Locomotive and Tender
- No. 913 Box Car
- No. 926 Tank Car
- No. 919 Action Dump Car
- No. 940 Hopper Car
- No. 920 Illuminated Caboose
- No. 566 Billboard Whistle
- No. 706 Remote Control Uncoupler
- No. 1½ 50-watt Transformer
- No. 40 4-piece Smoke Set
- 12 Sections No. 702 Curved Track
- 4 sections No. 700 Straight Track
- 16 No. 693 Track Locks
- No. 690 Track Terminal
- Illustrated Train Book



Packed with **THE TRAIL BLAZER FREIGHT** is this No. 1½ 50-watt Transformer, with three binding posts. Has both variable voltage (for train) and fixed voltage (for accessories).

NEW BILLBOARD WHISTLE sounds long blasts, short toots, by remote control.



BUILT-IN DIESEL HORN! Blows realistic blasts by remote control.



No. 5542W TRAIN INCLUDES:



- No. 374 Diesel Switcher
- No. 375 Diesel Switcher
- No. 929 Box Car
- No. 926 3-Wheel Tank Car
- No. 921 Coal Car
- No. 920 Gondola Car

- No. 977 Action Caboose
- No. 706 Diesel Horn Control
- No. 706 Remote Control Uncoupler
- 12 Sections No. 702 Curved Track
- 4 sections No. 700 Straight Track
- 16 No. 693 Track Locks
- No. 690 Track Terminal
- Illustrated Train Book



No. 5545W AMERICAN FLYER 4-CAR SWITCHER AND WORK TRAIN
WITH SMOKE, CHOO-CHOO SOUND, FULL-MOR POWER AND BUILT-IN WHISTLE

EXCITING
ACTION and
REALISM!



BUILT-IN STEAM WHISTLE

Long, mournful blasts or sharp toots come right from these locomotives, by electric remote control. It's brand new—and the best yet in train history.

THE NEW YARD KING — What a lot of fun there is to be had with this detail-loaded outfit! With its big red utility car to house the train crew, you can send this trouble-shooting train on any job — even at night. Rugged Wrecker Car can lift a derailed locomotive with ease, while powerful floodlight bathes the scene with illumination. And look at the authentic scale model 0-8-0 switcher locomotive with its mass of accurate detail! Like real loco, it puffs Smoke and Choo-Choos as it runs, while its Pull-Mor Power enables it to “walk away” with 40 or more cars. New built-in Whistle — best yet — blows real McCoy blasts by remote control. Cars uncouple and entire train operates by remote control. Set is 4 ft. 8½ in. long. Track is 160” long.

\$52⁹⁵



No. 5545W TRAIN INCLUDES:

- No. 346 Locomotive and Tender
- No. 953 Baggage & Club Car
- No. 946 Searchlight Car
- No. 944 Wrecker Car
- No. 945 Boom & Work Car
- No. 710 Steam Whistle Control
- No. 706 Uncoupler

- 12 sections No. 702 Curved Track
- 4 sections No. 700 Straight Track
- 16 No. 693 Track Locks
- No. 80 4-piece Smoke Set
- No. 690 Track Terminal
- Illustrated Train Book



No. 5550W TRAIN INCLUDES:

- No. 326 Locomotive and Tender
- No. 913 Box Car
- No. 912 Chemical Car
- No. 921 Coal Car
- No. 922 Box Car
- No. 914 Log Unloading Car
- No. 977 Action Caboose
- No. 710 Steam Whistle Control
- No. 706 Remote Control Uncoupler
- No. 40 4-piece Smoke Set
- 12 sections No. 702 Curved Track
- 6 sections No. 700 Straight Track
- 18 No. 693 Track Locks
- No. 690 Track Terminal
- Illustrated Train Book

No. 5550W
AMERICAN FLYER 6-CAR FREIGHT

WITH SMOKE, CHOO-CHOO SOUND, PULL-MOR POWER AND BUILT-IN WHISTLE

\$54⁹⁵



THE NEW PACEMAKER FREIGHT — In real life, giant *New York Central 4-6-4* “Hudson” steam locomotives like this thunder along at the head end of long freight hauls, carrying goods from the heart of industrial America. This American Flyer scale model replica of a train familiar to every railroader is powered by a Hudson “steamer” that puffs Smoke, gives off Choo-Choo sounds as it runs, has the amazing long car-haul Pull-Mor Power and blows a brand new built-in whistle by remote control. Rolling stock features new Koppers Chemical Car and Log Car that unloads giant timbers by remote control, PLUS exciting Action Caboose — brand new — with Brakeman. Freight set is 5 ft. 5½ in. long. Track is 180” long.



BRAND NEW ... ACTION CABOOSE!

When the Pacemaker Freight comes to a halt, hand-painted Brakeman, dressed in railroad clothes, leans out of Caboose platform, checking cars ahead. As train resumes trip, he returns to his chores inside “shanty”. It’s all automatic — and a lot of fun, too!

**LIKE REAL
RAILROADING...
with AMERICAN
FLYER!**



No. 5555W AMERICAN FLYER 4-CAR MAIL PICK-UP EXPRESS (Top)

WITH RED, GLOWING SMOKE, CHOO-CHOO SOUND, PULL-MOR POWER AND BUILT-IN WHISTLE

THE NEW PACEMAKER PASSENGER — There are railroading thrills aplenty in store for you when you watch this giant 4-6-4 "Hudson" express train flash along the main line, automatically picking up one mail sack and delivering another at trackside. In addition to remote control operated Mail Car, rolling stock includes illuminated Baggage & Club, Pullman and Observation cars. Massive steam locomotive puffs Smoke, has Choo-Choo sounds, blows a built-in Whistle by remote control and features Pull-Mor power that makes light work of long car hauls (40 or more) or steep grades. Entire train remote control operated, including car uncoupling. Set measures 5 ft. 7½ in. long. Track is 180" long.

\$57⁹⁵**No. 5555W TRAIN INCLUDES:**

No. 326 Locomotive and Tender
 No. 918 Mail Pick-up Car and Sacks
 No. 913 Mail Bag Stanchion & Holder
 No. 953R Baggage & Club Car
 No. 952R Pullman Car
 No. 954R Observation Car
 No. 706 Remote Control Uncoupler
 No. 40 4-piece Smoke Set
 12 sections No. 702 Curved Track & sections No. 700 Straight Track
 18 No. 693 Track Locks
 No. 690 Track Terminal
 No. 710 Steam Whistle Control
 Illustrated Train Book


No. 5565W AMERICAN FLYER 6-CAR FREIGHT (Bottom)

WITH RED, GLOWING SMOKE, CHOO-CHOO SOUND, PULL-MOR POWER AND BUILT-IN WHISTLE

THE NEW FLYING FREIGHTER — The pride of any model railroader's freight division—this mighty 4-8-4 Union Pacific steam locomotive and six colorful, scale model freights including three brand new cars. Massive, heavy duty locomotive (21½ inches long!) has Smoke, Choo-Choo sounds, the amazing Pull-Mor Power that permits freight trains of 40 or more cars, PLUS brand new authentic tone built-in Whistle. Featured in the rolling stock line-up are three new beauties — the Container Gondola, 3-Dome Tank Car and Action Caboose with automatic trainman. All starting, stopping and reversing as well as car uncoupling are by remote control. Set measures 5 ft. 9½ in. long. Track is 180" long.

\$59⁹⁵**No. 5565W TRAIN INCLUDES:**

No. 336 Locomotive and Tender
 No. 924 Cement Car
 No. 916 Container Gondola Car
 No. 947 Refrigerator Car
 No. 926 Three Dome Tank Car
 No. 929 Smok Car
 No. 977 Action Caboose
 No. 40 4-piece Smoke Set
 No. 710 Steam Whistle Control
 No. 706 Remote Control Uncoupler
 12 sections No. 702 Curved Track & sections No. 700 Straight Track
 18 No. 693 Track Locks
 No. 690 Track Terminal
 Illustrated Train Book



**2-RAIL
 T-TRACK**

**PICK-UP AND DELIVER MAIL ON
 THE RUN, with this remote control
 railway car!**

ACTION CABOOSE!
 Colorful trainman
 appears automatically!

AMERICAN FLYER de luxe STREAMLINERS...The Finest

No. 5570H AMERICAN FLYER 6-UNIT DIESEL STREAMLINER (bottom)
WITH TWO MOTORS, BUILT-IN DIESEL HORN AND PULL-MOR POWER

THE NEW SILVER ROCKET PASSENGER — Flashing speed, mighty pulling power and unbelievable climbing ability make this scale model streamliner one of the great passenger train values. Real in everything but size, this striking mainliner has all the modeling, length, minute detail and color of the swift Diesels which rocket along between America's big cities. Two powerful motors in leading "A" unit provide enormous hauling capacity; trailing "A" unit contains remote control deep-throated Diesel Horn. Illuminated cars have passengers silhouetted in windows. Locomotives and cars are satin silver with green markings. Train operation, including car uncoupling, is remote controlled. Outfit is 6 ft. 7 in. long. Track is 200" long.

\$59⁹⁵


No. 5570H TRAIN INCLUDES:

- No. 474 Rocket "A" Unit Locomotive
- No. 475 Rocket "A" Unit Locomotive
- No. 965G Baggage Car
- No. 962G Vista Dome Car
- No. 961G Pullman Car
- No. 963G Observation Car
- No. 708 Diesel Horn Control
- No. 706 Remote Control Uncoupler
- 12 sections No. 702 Curved Track
- 8 sections No. 700 Straight Track
- 20 No. 693 Track Locks
- No. 690 Track Terminal
- Illustrated Train Book

No. 5580H AMERICAN FLYER 7-UNIT DE LUXE STREAMLINER (top)
WITH DIESEL "ROAR", TWO MOTORS, PULL-MOR POWER AND BUILT-IN DIESEL HORN

THE NEW CHIEF PASSENGER — The finest Diesel model passenger train ever made and featuring the amazing new Diesel "Roar" (see page 2) that reproduces actual motor sounds, from idling in the station and full throttle on the straightaways to powering up a steep grade. So realistic it's uncanny! Big triple unit locomotive has TWO powerful worm-drive motors plus a built-in remote control Horn with authentic deep-tone sound. All cars have interior lighting and uncouplers by remote control; entire train made to exact 3/16" scale. Train measures 7 ft., 6 1/2" long. Track furnished with set is 200" long.

\$74⁹⁵




MORE PULL WITH PULL-MOR!
Haul 40 or more cars, climb steep grades! Both sets have it.

Diesel Passengers Ever Made!


with
Diesel "ROAR"

No. 5580H TRAIN INCLUDES:

- | | |
|----------------------------|-----------------------------------|
| No. 470 Diesel "A" Unit | 12 sections No. 702 Curved Track |
| No. 471 Diesel "B" Unit | 8 sections No. 700 Straight Track |
| No. 473 Diesel "A" Unit | 30 No. 693 Track Leaks |
| No. 960R Buggage Car | No. 690 Track Terminal |
| 2 No. 962R Vista Dome Cars | Illustrated Train Book |
| No. 963R Observation Car | |
| No. 708 Horn Control | |



Over 7½ feet of Scale Model Train!





AMERICAN FLYER SANTA FE CHIEF FREIGHT

with New *Diesel "ROAR"* Sound Effects!

No. 5585H AMERICAN FLYER 6-CAR DIESEL FREIGHT SYSTEM


WITH ACTION LOADING PLATFORM, DIESEL "ROAR", TWO MOTORS, PULL-MOR POWER AND BUILT-IN DIESEL HORN

THE NEW CHIEF FREIGHT — The greatest scale model freight ever made — nearly 7 1/2 feet of authentic, colorful, action-filled train, headed up by three Diesel locomotives that not only have twin worm-drive motors but also feature the sensational new Diesel "Roar" that duplicates the actual sounds of real Diesel motors! This is the outfit that has everything: thundering speed, tremendous pulling power, amazing climb, four remote controlled action cars, 200 inches of 2-rail track AND the fascinating No. K775 Loading Platform with the baggageman who loads up your box car at the touch of a remote control button. When you hear the big Diesel "growler" rocketing along the high iron, blasting its deep throated Horn for the grade crossings, you'll agree there's nothing finer in the world of electric trains. Train measures 6 ft., 11 1/2 in. long. Track is 200" long.

\$84⁹⁵

No. 5585H TRAIN INCLUDES:

No. 470 Diesel "A" Unit
No. 471 Diesel "B" Unit
No. 473 Diesel "A" Unit
No. 914 remote controlled Log Car
No. 919 remote controlled Dump Car
No. 940 Hopper Car
No. 916 Container Gondola Car
No. 974 Operating Box Car
No. 977 Action Caboose
No. K775 Loading Platform
No. 708 Diesel Horn Central
No. 706 remote control Unscrewler
12 sections No. 703 Curved Track
8 sections No. 700 Straight Track
20 No. 693 Track Locks
No. 690 Track Terminal
Illustrated Train Book



LOAD 'EM UP THE WAY THE RAILROADS DO!

Included with THE CHIEF FREIGHT is this electrical remote control No. K775 Baggage Loading Platform, shown above with Baggage Car that comes with the train set. Each time button is pressed, trainman pushes crate down ramp into car. Real action fun!

TRACKSIDE ACTION! Log Car and Dump Car empty by remote control!



ACTION CABOOSE!
Trainman appears automatically!

HEAR THESE REAL DIESEL MOTOR SOUNDS!

Idling at the Station . . .



"Revving-up" for a Departure . . .



Roaring across the Countryside.



See page 3 for complete
DIESEL "ROAR" details.

AMERICAN FLYER TRANSFORMERS . . . *Safe-Dependable*

No. 308 \$34.95



Photo at right shows rear view of 188, 168 and 198 transformers, with simplified hook-up that permits multiple wire leads.

No. 188 \$26.50



No. 198 \$29.95



No. 158 \$16.50



No. 48 \$9.95



No. 13 \$1.75



At right is photograph of rear view of 188 and 308 transformer, showing giant size terminal nuts and simplified hook-up.

No. 168 \$19.95



No. 308 DUAL TRAIN POWER CONTROLLER, WITH DOUBLE CIRCUIT BREAKERS

RATING: 300 WATTS, 115 VOLTS, 60 CYCLES, A. C.

The finest electric train power controller you can buy! Can run two trains at different speeds on separate loops of track, or FOUR trains (two running at same speed) on four separate layouts. Has full directional control; when train stops it will start up again without going into reverse first. Two panel meters indicate voltage—one for each control. Transformer has "Dead Man's Control." When throttle is let go, train halts! Operation is guarded by two circuit breakers—one for trains, one for accessories—which shut off power if over-load or short occurs.

No. 198 TRAIN POWER CONTROLLER, WITH CIRCUIT BREAKER

RATING: 300 WATTS, 115 VOLTS, 60 CYCLES, A. C.

It's more than a transformer—it's a real model railroad power controller. It gives you full control of direction; when train stops it starts again in same direction with-

out going into reverse first. Panel meters indicate voltage and amperage. Has exclusive "Dead Man's Control"—if throttle is let go, train halts. Built-in Circuit Breaker shuts off current if transformer is overloaded or if a "short" develops. Has off-on switch.

No. 168 TRAIN POWER CONTROLLER, WITH CIRCUIT BREAKER

RATING: 175 WATTS, 115 VOLTS, 60 CYCLES, A. C.

Same as No. 198 Transformer described above except is without panel meters and has lower output.

No. 188 DUAL TRAIN POWER CONTROLLER, WITH DOUBLE CIRCUIT BREAKER

RATING: 175 WATTS, 115 VOLTS, 60 CYCLES, A. C.

Two circuit breakers guard transformer against short circuit damage or overload. Has exclusive "Dead Man's Control" and permits full directional operation. Can run two trains on separate track loops at different speeds.

No. 158 TRAIN POWER CONTROLLER, WITH CIRCUIT BREAKER

RATING: 110 WATTS, 115 VOLTS, 60 CYCLES, A. C.

New features provide full directional control: when train stops, it will re-start without going into reverse first. Built-in Circuit Breaker prevents transformer burn-outs. Green light indicates power-on; red light warns of a short circuit. Like real railroads it has exclusive "Dead Man's Control"—if throttle is released, train halts.

No. 48 TRANSFORMER, WITH CIRCUIT BREAKER

RATING: 110 WATTS, 115 VOLTS, 60 CYCLES, A. C.

Automatic Thermostatic Circuit Breaker, built-in, protects Transformer from burn-outs. Has three binding posts for simplified wiring.

No. 13 CIRCUIT BREAKER

If your transformer does not now have a Circuit Breaker you can provide one quickly with this accessory. Prevents transformer burn-outs and overloading.

No. 700 STRAIGHT TRACK

Two "T"-type running rails, for true-to-life operation! Sections are made of heavy gauge steel and measure 10". Fully insulated.

No. 701 STRAIGHT TRACK HALF SECTION
(not illustrated) 5" long. Fully insulated. 25c

No. 702 CURVED TRACK

Two rail sections, fully insulated. "T"-rail construction, 10".

No. 703 CURVED TRACK HALF SECTION
(not illustrated) Measures 5" Fully insulated. 25c

No. 725 RAILROAD CROSSING

No model layout is complete without one of these crossings! One train may pass in front of another or intersect two main lines. 10" long.

No. 27 TRACK CLEANING FLUID

Scientifically removes dirt and oil from rails for better locomotive performance. Inhibits rust, non-toxic, non-corrosive. 5 1/4" high.

AMERICAN FLYER RUBBER ROADED

An American Flyer exclusive! Makes track resemble real-life, two-rail right-of-way. Deadens sound of running trains — wonderful for apartments, small homes, etc. Non-slip design. American Flyer 3/16" ("S" Gauge) tracks slip into recessed slots.

No. 727 — Roadbed, curved, 10".

No. 726 — Roadbed, straight, 10".

No. 706 REMOTE CONTROL ELECTRIC UNCOUPLER

For remote control uncoupling of American Flyer cars. Clamps to any 10" straight or curved track. Includes track section and remote control button.

No. 720A REMOTE CONTROL SWITCHES

Positive action electric switches with red and green position lights. Remote control box has two switch control levers. Lights remain illuminated even when train is not running.

No. 678 LEFT SINGLE SWITCH \$8.95
(not illustrated) Similar to No. 720A Switches but sold as left hand switch only, for track layouts where just one switch is required. Single control box.

No. 679 RIGHT SINGLE SWITCH \$8.95
(not illustrated) Similar to No. 678 except is right hand switch.



No. 720A \$15.95 pr.



No. 722A \$8.95 pr.



No. 706 \$3.00



No. 27 50c



No. 699 20c



No. 731 \$1.00



No. 702 25c



No. 700 25c



No. 727 25c



No. 726 25c



No. 725 \$2.50



No. 699 \$2.95



No. 698 \$2.95



No. 709 \$1.50



No. 530 95c



No. 731 \$1.00



No. 695 \$2.50



No. 690 \$2.50



No. 730 \$2.50



No. 731 \$1.00



No. 731 \$1.00



No. 731 \$1.00



No. 731 \$1.00

No. 530 KNUCKLE COUPLER KIT

Converts American Flyer link coupler cars and tenders to new knuckle-type couplers. Complete directions included. Pairs only.

No. 695 REVERSE LOOP RELAY

For constructing loops and other track schemes with American Flyer 2-rail track. Consists of wire leads, fiber pins, terminals and automatic relay mounted in railroad-type trackside tool box.

No. 709 LOCK-OUT ELIMINATOR

Eliminates necessity of locking remote control unit on the locomotive in a forward position when using such automatic accessories as the No. 761 Semaphore. Includes necessary power leads.

No. 690 TRACK TERMINAL

Designed to provide an ideal power lead connection from Transformer or accessories to track section.

(not illustrated)

No. 691 — 12 Steel Track Pins. 15c

No. 692 — 4 Fiber Track Pins. 15c

No. 693 — Package of 14 Track Locks to prevent track separation. 30c

No. 670 — Automatic Track Trip. Makes switches non-derailing! \$1.50

No. 722A MANUAL PAIR SWITCHES

Similar to electric switches except operates by hand. Not illuminated.

No. 668 LEFT SINGLE SWITCH \$5.50

(not illustrated) Same construction as 722A Switches but is sold as left hand switch only, instead of pair, for track layouts where pair is not needed.

No. 669 RIGHT SINGLE SWITCH \$5.50

(not illustrated) Similar to No. 668 except is right hand switch only.

No. 730 BUMPER

Every model pike needs several of these realistic bumpers for dead end sidings. Snaps on to track quickly and easily. Has authentic recoil spring and warning light. Includes 10" track section.

No. 731 PIKE PLANNING KIT

Lay out simple or complicated American Flyer track systems in minutes instead of hours. One of model railroading's greatest boons. Sealed one inch per foot. Pike Planning book tells how to build and landscape a model railroad.



Planning and setting up your track system is half the fun of model railroading.

Below are several tested layouts designed for tables 4 x 8 ft. and larger.



For 4' x 8' table. Requires 4 straight track, 20 curved, 4 half straight, 2 pair switches.



Space 60" x 120". Track: 21 curved, 18 straight, 4 half straight, 2 half curved, 1 pair switches, 1 crossover.



For 4' x 8' table. Requires 16 straight track, 14 curved, 2 half straight, 1 pair switches.



For 4' x 7' table. Requires 7 straight track, 22 curved, 1 pair switches, 4 half straight.



Space 70" x 140". Track: 28 curved, 30 straight, 4 half straight, 2 pair switches.



For 5' x 9' table. Requires 27 straight track, 17 curved, 2 half straight, 2 pair switches.



Space 60" x 120". Track: 24 curved, 20 straight, 2 half straight, 2 pair switches.



For 4' x 8' table. Requires 18 straight track, 21 curved, 2 half straight, 1 pair switches.



For 5' x 9' table. Requires 26 straight track, 36 curved, 6 half straight, 3 pair switches.




For 5' x 9' table. Requires 31 straight track, 25 curved, 6 half straight, 2 pair switches.



TRIPLE ACTION FUN...with these NEW AMERICAN

1. Load 'em up at the ramp



2. Truck over to trackside



3. Dump 'em into the car

No. 779 AMERICAN FLYER OIL DRUM LOADER

One of the most fascinating train accessories ever made, unlike anything yet seen in model railroading! When you press remote control button, Louie the Loader picks up barrel from ramp with his 3-wheel lift truck, takes it over to the waiting car on the track (not included with accessory) and dumps barrel before returning to the ramp for another load. Action is continuous and entirely automatic; nothing to get out of order. Tender's shack conceals electric motor which provides power. Includes single button control and quantity of barrels. Dimensions: 8 7/8" x 8 1/2" x 5 1/2" high.

\$12.95

No. 785 AMERICAN FLYER COAL LOADER


Fill up your coal cars just like the big roads do with this realistic railroad yard accessory that's brand new for '55. Operation is 100% remote controlled. With coal car in position beneath chute, as shown in photograph, (rolling stock illustrated is NOT included) you depress 1st control button, which closes jaws of clam-shell scoop. Bucket then carries load of imitation anthracite up to tippile and deposits coal into elevated hopper. Pressure on 2nd button releases coal, which cascades into car, while 3rd remote control button returns clam-shell bucket to coal pile for another load. Fascinating accessory to operate! Stands 14 1/2" high. Base is 5" square.

\$14.95



THESE ACCESSORIES OPERATE WITH ALL GAUGES OF TRACK

FLYER Action Accessories



No. 787 AMERICAN FLYER LOG LOADER

No matter what kind of layout you have, you'll want one of these exciting new action accessories that works by push button remote control. At touch of button, hand-painted lumberman goes into action, as big hooks pick up piece of timber and lift it up ramp. When log is in position over car it is automatically released and lumberman returns quickly for another load. Although any open car can be used, accessory works best with No. 914 car shown (NOT INCLUDED). Log Loader measures 9 3/4" long, 6 3/4" wide, 8 3/4" high. Single control button included. **\$14.95**

Spectacular Railroad Construction Now Made EASY!



No. 780 AMERICAN FLYER RAILROAD TRESTLE SET

Model railroading takes on new fun and meaning when you add one of these American Flyer Trestle Sets to your layout. Your freight and passenger trains climb the grade, continue on the high elevated section and then descend. Elevated level portion can be extended by adding Hi-Trestle Sections (see below). Molded trestles resemble girder construction and are finished in realistic red-lead color. American Flyer "S" Gauge track sections recess into trestle slots and lock together with clips. Easy and quick to set up. Trestle rises to 4 1/2" at highest point. Can be arranged in figure 8, ovals, and other variations. **\$7.95**
Set consists of 24 trestles and 26 Track Locks.

No. 783 HI-TRESTLE SECTIONS (not illustrated)

12 Trestles, each 4 1/2" high, for adding to and extending highest elevated part of No. 780 Trestle Set described above. Also includes 12 Track Locks, to prevent track separation. **\$4.95**



**Make up your trains the way
Real Railroads do... with this
AMERICAN FLYER RAILROAD
HUMP SET**



No. 784 RAILROAD HUMP SET

\$13.95

Every railroader knows what the "hump" is. That's the high ground from which cars are cut loose from the locomotive to roll down the grade to the network of sidings below, where they are sorted out by the switchmen who make up the various train combinations. Now, for the first time, you can create an authentic Hump for your own American Flyer train, with this interesting accessory. Cars shown are not included.

No. 784 RAILROAD HUMP SET INCLUDES:

- 3 No. 700 Straight Track
- 2 No. 702 Curved Track
- No. 730 Bumper
- No. 678 left or No. 679 right remote control switch
- 6 No. 693 Track Locks
- 4 Trestles
- No. 706 Electric Uncooper

Put **ACTION**
in your railroad
with these
exciting
accessories!

**No. K775 BAGGAGE LOADING PLATFORM
AND CAR**

\$14.95


Handle your rail shipments at the touch of a remote control button with this exciting accessory that sends miniature packing crates down the chute and into the baggage car. Each time control button is pressed, a box is fed singly to baggage man, who lowers chute extension and sends crate sliding into Box Car. Trainman in Car tosses crate out of open door each time button is touched, so that cycle can be repeated. Car 7 13/16" long. Leader is 7" long, 8 1/2" wide, 3 3/4" high.

**No. K766 ANIMATED STATION
AND OPERATING COACH**

\$14.95

Just like a real station, even to impatient passengers striding up and down platform before they board train! After train pulls into station, passengers file through exit gate into car, which then resumes trip. When train enters station second time, passengers leave car and proceed down station ramp. Action continuous and automatic. Station is 13" long, 7 1/4" wide, 3 1/2" high.

AMERICAN FLYER RAILROAD STATIONS



No. 792 RAILROAD TERMINAL

\$7.95


No matter what kind of railroad layout you now have you'll want to add one of these new terminals that will handle two trains if used as shown or, without center platform-and-ramp, can accommodate three. Frosted-finish roof is supported by 4 girder arches. Platforms, with passenger ramps, can be used singly or in multiple. Terminal is made of medium impact styrene. Trains shown in photograph are not included. Dimensions: 16" long, 6 3/4" high, 11" wide.



No. 586F ILLUMINATED WAYSIDE STATION \$3.95

Just like the stations seen along suburban and commuter rail lines. Brightly finished in red, green and yellow. Heavy steel base; die cast supporting girders. Wealth of detail throughout. Twin bulbs cascade light from underside of roof. Includes redear and baggage operator with truck. 12" long, x 3 3/4" wide x 5" high.


New York, Philadelphia, Chicago and all points West!
Who-o-o
Who-o-o
Hiss-s-s-s
American Flyer through train!
All Aboard!
Chug-Chug



No. 799 AUTOMATIC TALKING STATION WITH ILLUMINATION

\$19.95

American Flyer's famous Talking Station, newly-designed to make it better than ever! When you press remote control button, this is what happens automatically: your train stops in front of the station, and while it waits you hear sounds right from the station interior—hissing steam, piston chugs, trainmaster's voice, etc. When sounds cease, train automatically resumes trip. Entire operation is electrical—no batteries required. Don't confuse this station with others which do far, far less. Dimensions: 16" long, 8 3/4" high, 9" wide.



No. 598 TALKING STATION RECORD 85¢

Realistic railroad sounds; Diesel horns, exhausts, etc., on one side and steam locomotive whistles, piston sounds, etc., on other. For replacement of record in 799 Talking Station. Diameter is 4 1/2".




No. 589 PASSENGER AND FREIGHT STATION

\$6.95

Modeled after the combination stations seen in rural areas and way stops. Baggage door slides open and shut; waiting room door swings on hinges. Realistic windows finished in bright trim. Station fully illuminated. Measures 12" long x 8" wide x 6" high.



AMERICAN FLYER ACCESSORIES




No. 760
\$2.95



No. K771 OPERATING STOCKYARD AND CAR \$14.95
One of the most popular and unusual railroad accessories ever made! All action automatic after switch is turned. Steers in pens mill about; when one of exit gates is opened, cattle file up ramp into car. Stock car unloads when exit door lines up with corral ramp. Accessory can be operated in number of interesting ways! Car is 7-13/16" long. Stockyard is 11" long, 10 1/2" wide, 2 1/2" high.

No. 742 AMERICAN FLYER HAND CAR \$7.95
One of the most popular railroad accessories ever made — and newly designed for 1955 with automatic reversing action. When hand car strikes object, it goes in reverse. Power is supplied by Gilbert worm drive motor. Car is 4 1/2" long.



No. 759
\$4.95



No. 400 CROSSING GATE WITH BELL \$7.95
Automatic sound and action make this railroad accessory indispensable for your model "pike". As train approaches grade crossing, gate lowers, red light goes on and warning bell sets up a continuous clangor. After last car passes, gate rises, red light goes out and bell stops. Includes Track Trip. 8 1/2" long x 2 1/2" wide.

No. 740 AUTOMATIC HIGHWAY FLASHER \$2.95
Warns motorists of approaching trains. As train nears, red lights flash on and off, cease after last car has passed. Has heavy die cast base and lamp housing; steel cross arms and stanchion. Includes pair No. 696 Track Trips. 4 1/2" high; base 2 1/2" square.


No. 759 BELL DANGER SIGNAL \$4.95
Fascinating sound and action! As train approaches bell rings while red lights on Crossing stanchion flash on and off. Spot these at key grade crossings — for the latest in railroad safety devices! Base and lamp housing are die cast; house is pressed steel. Track Trips included. 5" long x 2 1/2" wide x 5" high.



No. 758A
\$8.95



No. 761
\$6.95



No. 600
\$7.95

No. 758A SAM THE SEMAPHORE MAN \$8.95
Here's tireless Sam, all set to guard against rail accidents on your American Flyer pike. Press operating button and by remote control Sam dashes out of shack, halting oncoming train. Press second button and Sam hustles back into house, enabling train to resume its trip. All-metal construction. 7 1/4" high.

No. 761 AUTOMATIC SEMAPHORE \$6.95
Safeguard your trains the way real railroads do! Semaphore can be wired to provide an automatic block system control of two trains; when train nears, blade rises and lights turn green. After train passes, blade drops and bull's eye becomes red, automatically causing "dead block" to halt following trains. Stands 7 1/4" high.

to improve your Model Railroad

No. 769A REVOLVING AIRCRAFT BEACON \$3.50

Realistic structure which provides warning for low-flying aircraft — and adds interest and fun to your model railroad. Beacon revolves automatically, slowly swinging alternate red and green rays. Girder structure is all-steel; base is molded. Watchman's Shanty is pressed steel, colorfully finished. Stands 12" high; base 5" x 6".

No. 772 AUTOMATIC WATER TOWER \$3.95

For that final, authentic touch place a couple of these colorful Water Towers, with automatic action, near factories in your industrial setting. Tank, with striking red-and-white checker pattern, sits atop all-steel girder type structure. Shack mounted on base is pressed steel, finished in white and with green roof. Approximately 12½" high. Base measures 5" x 6".

No. 774 FLOODLIGHT TOWER \$4.95

Wonderful for lighting up yard scene at night! Powerful snow floodlights, mounted in double tier atop a steel girder-type structure, cast bright glow. Workman's Tool Shack at base is made of pressed steel. Approximately 11½" high; base is 5" x 6".

No. 590 CONTROL TOWER \$2.50

Scale model copy of authentic signal towers which act as nerve center of busy train yards. Has interior lighting, doors that open and shut and outside stairway to second story. Finished in accurate railroad yard colors. Simulated clapboard siding. Measures 6½" high, base is 2½" square.

No. 544 WHISTLING BILBOARD \$6.95

If your steam locomotive doesn't have a built-in whistle you'll want this ingenious accessory for your pike. Whistle mechanism, concealed in housing, blows by remote control. Sound long blasts or short toots. 4" x 7½" x 4".

No. 561 BILBOARD HORN \$6.95

Realistic, deep-throated Diesel Horn sounds just like the kind in the real-life "growlers" that travel the nation's rails. Enables your pike to have sound effects even if your Diesel locomotive doesn't have a built-in horn. Remote control operation. 4" x 7½" x 4".

No. 596 OPERATING WATER TANK \$5.95

Set up this realistic accessory in your yards for colorful railroad action. Press remote control button and spout lowers over tender; release button and spout snaps back to vertical position. Aircraft warning light and direction arrows on roof. Supports are simulated concrete piling. 6" x 6½" x 11".

The advertisement features several model railroad accessories against a dark background. At the top left is the No. 769A Revolving Aircraft Beacon, a tall steel tower with a red light and a yellow beam. To its right is the No. 772 Automatic Water Tower, featuring a checkered tank and a small shack. Further right is the No. 774 Floodlight Tower, with two tiers of floodlights and a shack. Below these are the No. 590 Control Tower, a smaller tower with a window and stairs; the No. 544 Whistling Billboard, a rectangular sign with a train image; the No. 561 Billboard Horn, a cylindrical horn with a spout; and the No. 596 Operating Water Tank, a large tank on a girder structure with a spout. A small control tower (No. 590) is also shown at the bottom right. Each item is accompanied by its number and price, and some have a 'New!' sticker.

No. 769A
\$3.50

No. 772
\$3.95

No. 774
\$4.95

No. 590
\$2.50

No. 544
\$6.95

No. 561
\$6.95

No. 596
\$5.95

No. 590
\$2.50

No. 566
\$6.95

New!

New!

AMERICAN FLYER Railroad Equipment



No. 581
\$1.95



No. 571
\$1.00



No. 249
\$3.50



No. 730
\$4.95

No. 26
\$2.95



No. 26
\$1.75



No. 21A
50c



No. 22
30c



No. 23
40c



No. 25
95c



No. 778
\$2.95

No. 730 TRESTLE BRIDGE

\$4.95

Heavy, rolled-steel bridge designed to span rivers and gorges on your model railroad. Bridge Tender's house is illuminated inside. 17 1/2" x 8 3/4" x 4 1/4".

No. 571 TRUSS BRIDGE

\$1.00

A great value! Low cost, realistic railroad bridge with heavy steel base and molded girder sides. Ideal for spanning narrow streams, chasms, etc. on your model railroad. Measures 10 1/2" long x 4 1/4" wide.

No. 581 GIRDER BRIDGE

\$1.95

Heavy die-cast bridge patterned after real railroad type. Slips under any straight track section. Can be used singly or in multiple. Measures 10" x 1 3/4" x 4 1/4".

No. 26 SERVICE KIT

\$1.75

Indispensable kit for every model railroader. Contains can of track cleaning fluid, bottle of train motor oil, tube

of gear-and-stud grease, cleaning brush, sanding sticks, commutator stick, tube cleaners, cloth and 12-page instruction manual.

No. 778 STREET LAMP SET

\$2.95

Dress up your model pike with these realistic street lamps. One has mail box another a fire alarm box. Create striking night scenes; just the thing for roads, boulevards, parkways, etc. Set of three, 5 1/2" high.

No. 249 RAILROAD TUNNEL

\$3.50

Beautifully molded in many colors. Scene includes house, winding road, etc. A real "must" for mountain terrain on your layout. 11 1/2" long.

No. 21A IMITATION GRASS

50c

For making landscapes of great beauty and realism. Scatter loose over layout or sprinkle over tacky green paint. Approximately half pound.

No. 22 SCENERY GRAVEL

30c

Designed especially to create country roads, driveways, city park bridge lanes, etc., on your model pike.

No. 23 IMITATION COAL

40c

If you have a hopper or gondola car you'll want at least one bag of this artificial coal—clean and dustless—when you make your runs from the coal fields to the big city. Bag holds generous supply.

No. 24 RAINBOW WIRE

\$2.95

Different colors make it easy to trace wires to source. 4 wires, each 25 ft.

No. 25 SMOKE CARTRIDGES

95c

Produces thick, clean, white smoke in few seconds. Should not be taken internally although harmless if swallowed accidentally. For all smoke-puffing locomotives shown in this catalog. Dozen cartridges in box.

INDIVIDUAL LAMPS

No.	Volts	Quantity Per Box	Color	Price
440	14	3	Clear	75c
441	18	3	Red	75c
443	18	3	Green	75c
444	18	3	Clear	75c
452	14	1	Clear	65c
453	18	1	Clear	85c
455	14	2	Red	75c
458	18	2	Clear	\$1.00
461	14	2	Clear	75c

AMERICAN FLYER Steam Type Locomotives



No. 293 "THE METEOR" 4-6-2 LOCOMOTIVE AND TENDER

\$25.00

WITH SMOKE, CHOO-CHOO SOUND AND "PULL-MOR"

Remarkable new "Pull-mor" plus six big driving wheels give this hefty American Flyer locomotive capacity for rugged mountain climbing or long freight and passenger hauls. New Red Glowing Smoke combined with realistic choo-choo-choos that come from the boiler provide utmost in model railroading. 17 3/4" long.



No. 313 "THE TRAIL BLAZER" 4-6-2 LOCOMOTIVE AND TENDER

\$30.00

WITH SMOKE, CHOO-CHOO SOUND AND "PULL-MOR"

Watch this mighty die-cast Pennsylvania K-5 "Pull-mor"-equipped Locomotive snake a freight drag of 40 cars or steam up a rugged mountain grade and you'll know you're seeing a real loco in action. Red Glowing Smoke puffs out of the stack and right from the boiler you hear the steady choo-choo sounds. 17 3/4" long.



No. 336 "THE CHALLENGER" 4-8-4 LOCOMOTIVE AND TENDER

\$45.00

WITH SMOKE, CHOO-CHOO SOUND, WHISTLE AND "PULL-MOR"

Just see the sweeping length of this gigantic 8-wheel drive die-cast "smoker," patterned after one of the biggest American locomotives ever made! A full 21 1/2 inches — the mightiest steam locomotive in the American Flyer roundhouse — and with its big, new and more powerful worm-drive motor plus sensational "Pull-mor" it's a bearcat for performance. Watch it puff Red Glowing Smoke and hear it sound off with choo-choos — and then blow the remote control steam Whistle. 21 1/2" long.

No. 336 "THE PACEMAKER" 4-6-4 LOCOMOTIVE AND TENDER

\$40.00

WITH SMOKE, CHOO-CHOO SOUND, WHISTLE AND "PULL-MOR"

Massiveness and power are in the lines of this hefty die-cast "Hudson" locomotive, made famous by the New York Central. Has "Pull-mor" feature that permits long car hauls and steep grade climbing. Choo-choo sounds keep time with the puffs of Red Glowing Smoke, while the built-in steam Whistle blows by remote control. 19" long.



No. 346 "THE YARD KING" 0-8-0 SWITCHER

\$40.00

WITH SMOKE, CHOO-CHOO SOUND, WHISTLE AND "PULL-MOR"

Look at the detail of this magnificent die-cast 0-8-0 "yard goat" and you'll understand why model experts and railroadmen alike consider it one of the finest steam switchers ever made. Has Red Glowing Smoke, choo-choo sound, steam Whistle and power packed "Pull-mor." Measures 14 3/4".



SLEEK LINES ... COLORFUL DESIGN ... RUGGED PULLING POWER with



No. 4745 "SILVER ROCKET"
DIESEL LOCOMOTIVE
WITH TWO MOTORS, FULL-HORN POWER AND HORN

\$45.00

The all-purpose Diesel workhorse you've been looking for — a double "A" unit American Flyer scale model of the famous Alco Diesel, with TWO worm-drive motors, built-in Horn and operating Knuckle Couplers. Made to travel at super speeds, it will also pull a heavy freight or passenger load. Forest green and gold on satin silver finish. 24" long.



No. 3745 TWIN UNIT DIESEL
SWITCHER LOCOMOTIVE
WITH BUILT-IN HORN AND PULL-HORN POWER

\$37.50

New scale model, beautifully detailed double-header Diesel switcher "workhorse," with authentic Texas & Pacific R.R. orange-and-black markings. First unit has worm-drive motor, also contains Diesel horn which blows by remote control. Locomotive has massive heavyweight trucks and knuckle couplers front and rear. 21 1/4" long.



No. 372 GP-7 UNION PACIFIC DIESEL SWITCHER
WITH FULL-HORN POWER

\$25.00

New and colorful General Motors switcher locomotive with authentic Union Pacific R.R. gray-and-yellow markings. Can pull 40 or more cars; operates by remote control. 11 1/4" long.



No. 466 "SILVER COMET" DIESEL LOCOMOTIVE
WITH PULL-HORN POWER

\$25.00

This big Diesel "growler" will handle your long freight drags with dispatch or make a speedy on-time passenger run. Powerful worm-drive motor assures realistic starting and stopping. Full remote control operation. Arctic blue-green and yellow on satin silver finish. 12 3/4" long.