

GILBERT TOYS

# American Flyer® Trains

1951

1951



ERECTOR • CHEMISTRY • ATOMIC ENERGY • MAGIC • MICROSCOPE • TOOLS • PUZZLES

CHOO  
CHOO

# 7 REASONS

WHY AMERICAN FLYER TRAINS ARE **BETTER!**

1

## ONLY AMERICAN FLYER HAS AUTHENTIC 2-RAIL TRACK!

The most important advance in the history of electric trains! American Flyer and ONLY American Flyer has two-rail operation, the track of the model railroad experts. FOR TRUE REALISM THERE CAN BE NO OTHER KIND. Look at the American Flyer track and rubber roadbed in illustration at left. Just like a real railroad right-of-way, isn't it? There's no old-fashioned third rail running down the middle to destroy realism. And

rails are flat-top "T" design for proper wheel traction — not rounded rails which afford only a tiny "point" contact. Ask any real train hobbyist. Talk to any railroader. Visit model train centers like the New York Society of Model Engineers. You'll get the same answer everywhere: two rails for realism. That's why smart railroaders choose American Flyer!

2

## ONLY AMERICAN FLYER HAS PISTON-TIMED SMOKE AND CHOO-CHOO!

Another great milestone in model railroading—and exclusive with American Flyer! Here's how it works: as your American Flyer train streaks along the tracks, clean white smoke puffs out of the stack while, from inside the locomotive, you hear choo-choo-choo-choo-choo. EVERYTHING IS TIMED TO THE ACTION OF THE BIG DRIVING WHEELS, just as on a real locomotive!

When the train goes fast, more smoke comes out and Choo-Choo's increase. And American Flyer smoke is thick and clean, not thin gusty wisps. Smoke capsule goes to work in 3 seconds and lasts for HOURS! No need to refill every few minutes! Smoke is harmless to children, cannot damage walls, draperies, etc. Delightfully pine-scented for added appeal.

3

## AMERICAN FLYER LOCOMOTIVES AND CARS ARE TRUE SCALE MODELS!

Authentic scaling throughout, each one a replica in miniature of the famous passenger and freight trains seen on real railroads. American Flyer selected 3/16" scale because it's the most practical and most realistic. That means 3/16 of an inch in an American Flyer loco or car equals one foot in the original locomotive or car after which it is patterned. Compare American Flyer trains with ANY OTHER MAKE. Notice how Flyer equipment has real railroad length and sweep; other trains appear stubby and foreshortened. That's because other makes are out-of-scale. Drawing at right illustrates this point, shows dramatically how important scale is to realism.



TYPICAL

*American Flyer*

DETAILING

These close-up track level photographs tell the story of American Flyer emphasis on accurate and authentic detail. Such craftsmanship is typical of Gilbert manufacturing methods.





4

ONLY AMERICAN FLYER GIVES YOU

# THE NEW AIR CHIME WHISTLE!

It's the Whistle that's revolutionizing model railroading and only American Flyer has it! An exact sound reproduction of the famous NATHAN AIR CHIME WHISTLE now in service on nearly 100 U.S. railroads! You've read about it in newspapers and magazines. You've heard it on radio, seen it on television. You've ridden on trains which have it. (Crack limiteds like "The Southerner," the "Diplomat," the "Bluebird" and scores of others.) Now you can HEAR this sensational Air Chime Whistle on American Flyer Diesel and steam locomotives . . . the same melodious Whistle replacing the harsh Diesel horn on major railroads and scheduled for installation in many steam locos.



**BLOW ANY WHISTLE  
SIGNAL IN THE  
RAILROAD CODE BOOK!**



ALL AMERICAN FLYER WHISTLE LOCOMOTIVES MADE IN 1951 WILL HAVE THE NEW AIR CHIME WHISTLE. Think of what that means in realism, in fun! Short, staccato toots or long blasts can be sounded with ease. No other whistle made can do this realistically. With the American Flyer Air Chime Whistle there's no raspy, sandpapery sound, no irritating motor noise. There's no train slow-down, no big volume drop even if voltage is reduced.

When the remote control button is pressed, you hear the built-in Air Chime Whistle INSTANTLY! There is no gear-grinding build-up that spoils realism. Tones are clean, sharp and clear! Furthermore, the new American Flyer Air Chime Whistle is completely trouble-free. There are no adjustments to make, no relays to get out of order. Yes, the big electric train news for 1951 is the new American Flyer Air Chime Whistle! Ask your dealer to let you hear it.



Photo courtesy Lehigh Valley Railroad

## LOOK AT THESE FEATURES!

- Blow short, quick toots, impossible with other whistles.
- No grinding motor build-up, no fading of tone.
- Exact tone and pitch duplication of real Nathan Air Chime Whistle.
- Nothing to get out of order, no adjustments to make.

WHOO-O-O-O-O-  
WHOO-O-O-O-  
WHOO - WHOO



**At Last—  
a whistle  
that sounds  
RIGHT!**



NOTE: Due to emergency conditions beyond its control, The A. C. Gilbert Company reserves the right to change prices, compositions, materials and finishes, without notice.

5

AMERICAN FLYER LOCOMOTIVES ARE FAMOUS FOR REAL

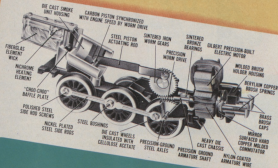
**BUILT-IN POWER!**

**POWER FOR THE GRADES . . .  
SPEED FOR THE FLAT HAULS**


It stands to reason that the Gilbert Company, which turns out more fractional horsepower motors than any other manufacturer in the United States, also makes the finest electric train motor. American Flyer locomotives have ALWAYS been noted for rugged power, for standing up under year-in, year-out service. In exhibits and displays, where electric trains receive in a few days the equivalent of several year's service, and where dependability is a must, American Flyer is invariably specified.

Cut-away view at right of an American Flyer locomotive shows the famous Gilbert worm-and-gear drive motor that provides the best and most realistic operation, that assures smooth starting and stopping. There are no jack-rabbit leaps forward as with ordinary electric trains. Instead, your American Flyer loco starts up slowly, just like a real steam engine or Diesel, gradually gaining speed on the mainline. It's a railroad thrill only American Flyer can give you! And that's because only American Flyer can give you the world's finest worm-drive motor!

**The Heart of your American Flyer Train—  
THE FAMOUS GILBERT WORM-DRIVE MOTOR**



*Here's Proof of Power...*



In actual test, a stock American Flyer No. 365 Santa Fe Diesel, right off the production line, easily pulled a string of 26 freight cars—many more than the average layout will accommodate. Only American Flyer locomotives have power like this!

6

## AMERICAN FLYER TRAINS ARE FAMOUS FOR *Dependable Performance!*

### FOR REAL RAILROAD TRACTION — FLAT TOP "T" RAILS

Look at the track on a real railroad right-of-way and you'll see that it's flat on top to provide plenty of surface for the flanged wheels to "take hold." Railroadmen have learned in the last 125 years that this flat top "T" construction is the *only* kind that would do the job. AMERICAN FLYER AND ONLY AMERICAN FLYER HAS THIS SAME 2-RAIL "T" TRACK. As a result, there is plenty of traction for top locomotive performance, *unlike* ordinary round "point contact" track where locos need special devices to keep them on the rails and provide proper wheel traction. Insert close-up at right shows cutaway of American Flyer "T" design and illustrates how wheel grips the rail for the best train operation.

### GILBERT PRECISION MANUFACTURING ASSURES TROUBLE-FREE OPERATION

Imagine making electric trains so carefully that maintaining tolerances of .0003 of an inch, or ONE TENTH the diameter of a human hair, is all in a day's work! Yet that's exactly the sort of craftsmanship that goes into each piece of American Flyer equipment—and one of the many reasons American Flyer trains are built for a lifetime of use. Giant 250 ton presses draw metal to perfect uniform shape; costly Electronic Stroboscopes accurately test locomotive operation to insure top performance. High frequency electronic equipment, which detects minute flaws in armature and field coils, safeguards you against motor imperfections. Only the best pass the test! Much of the machinery that makes American Flyer trains is "one-of-a-kind" especially designed by Gilbert experts. Yes, you know that when you get American Flyer you get the best because it's made better!



7

## AMERICAN FLYER OFFERS YOU THE LARGEST CHOICE OF AUTHENTIC RAILROAD ACCESSORIES!

When you select your electric train, the chances are you'll be thinking of the years ahead, planning for that wonderful model railroad "dream layout." You'll want a scale model rail system with busy terminals, bustling yards, stretches of open country mainline, automatic equipment that goes into action as your train passes and accessories that perform by remote control.

When you make your choice American Flyer you know that dreams like this can come true. For American Flyer offers the **LARGEST SELECTION OF RAILROAD ACCESSORIES** you can buy! All of them are perfectly scaled and beautifully made. Many of them are remote control or automatic in operation. Every one of them can help to create for you a model layout that will give you years of fun.



# American Flyer SCALE MODEL TRAINS

## No. 590T "ATLANTIC" THREE-CAR FREIGHT WITH POWERFUL WORM DRIVE MOTOR

Here's real value that only American Flyer can offer! The price is low, but quality is top-notch, from the powerful "Atlantic" type Locomotive with its rugged Gilbert worm drive motor to every American Flyer has worm drive motors throughout entire train line and its authentic freight cars, Box Car, Gondola and Caboose can be uncoupled without touching the car. Train starts, stops and reverses by remote control. Outfit measures 3 ft., 3 1/2 in. long. Track forms 120 in. oval.

No. 590T FREIGHT INCLUDES:  
No. 300 "Atlantic" type Locomotive and Tender. Loco is die cast; Tender is pressed steel. Combined length, 16". No. 642 Box Car, with red railroad finish, 7 1/2" long. No. 641 Gondola Car, with deep red finish. For coal, ore, etc. 8 1/4". No. 638 Caboose. Has authentic red finish, 6", 12 sec. Curved Track—No. 704 Uncoupler—No. 1 25-Watt Transformer—No. 690 Track Terminal—Illustrated Train Book.



Train includes American Flyer 25-Watt Transformer to operate outfit and some accessories.



## No. 501T "ATLANTIC" THREE-CAR FREIGHT SET WITH SMOKE AND CHOO-CHOO

The lowest priced smoke-puffing train set you can buy, anywhere! And what fun you can have with this speedy freight outfit as you send her streaking along the rails, smoke puffing out of the stack and realistic choo-choos keeping time with the big drive wheels. Worm-and-gear-driven Locomotive is "Atlantic" type; cars can be uncoupled at touch of lever. Transformer included. Train measures 3 ft., 2 in. long. Track forms 120 in. oval.

No. 501T TRAIN SET COMPRISES:  
No. 302 Atlantic Locomotive and Tender. Locomotive puffs smoke and has Choo-Choo sounds. 16" long. No. 640 Hopper Car, with gray finish, 6 1/2" long. No. 642 Box Car, with red railroad finish, 7 1/2" long. No. 638 red Caboose, with complete detail, 6" long. No. 1 25-Watt Transformer—No. 704 Uncoupler—12 sec. Curved Track—No. 690 Track Terminal—Smoke Capsule and Funnel—Illustrated Train Book.




No. 1 American Flyer "Safetyfirst" Transformer, with 25-Watt power output, is included with train above.




Because of emergency conditions and pending government pricing regulations, The A. C. Gilbert Company regrets that prices could not be included on these pages at the time this catalog went to press. Please refer to the separate list for prices of Gilbert Toys and American Flyer Trains.

No. 590T  
WITH  
TRANSFORMER



CHOO CHOO

No. 501T  
WITH SMOKE AND  
CHOO-CHOO



No. 4904T  
WITH SMOKE AND  
CHOO-CHOO



CHOO CHOO

No. 4904T "PACIFIC" THREE-CAR FREIGHT TRAIN  
WITH SMOKE AND CHOO-CHOO

What a train set this is! Smoke and Choo-Choo, arise! Powerful die cast "Pacific" type locomotive, smooth, three realistic scale model freight cars and nearly 12 feet of track! And all at a price much, much lower than you'd expect to pay, especially for famed American Flyer quality. Set measures 3 ft., 2 1/4 in. long. Track forms 140 in. oval.




Powerful 7.5-Watt Transformer, with pressed steel case, included with above train set.

No. 4904T FREIGHT OUTFIT INCLUDES:  
No. 290 "Pacific" type locomotive and Tender with Smoke and Choo-Choo, 17 1/2" long. No. 639 Box Car, with yellow finish and intricate detail, 7 1/2" long. No. 640 Hopper Car, with gray railroad finish. Simulated hopper doors, 6 1/2" long. No. 638 red Caboose with authentic cupola, grab rails, etc. 6" long. Smoke capsule and funnel. No. 2, 7.5-Watt Transformer—12 sec. Curved Track—2 sec. Straight Track—No. 706 Remote control Uncoupler—No. 690 Track Terminal —Illustrated Train Book.

# Only *American Flyer* has SMOKE AND CHOO-CHOO!

Think what that means, in fun and in realism! As your train picks up speed, Smoke puffs out of the stack in greater volume and piston-timed Choo-Choos become faster and faster. Whether your American Flyer train is highballing with throttle open or coming to a gradual station stop, Smoke and Choo-Choos keep pace with the turn of the big drivers. No other electric train in the world has this double barreled feature that means more railroading fun, more thrills, more honest-to-goodness value!



## No. 5114 PENNSYLVANIA DE LUXE PASSENGER SET WITH SMOKE AND CHOO-CHOO

Get set for the railroading thrill of your life when you "ride the cab" in this crack American Flyer limited. It's a green light and clear track all the way—and there's important mail to pick up on the fly. Now you see it—the real stowhion ahead, with the mail sack hanging heavy from the cross arm. You press the remote control button and, as your mighty K-5 Locomotive thunders by, Smoke streaming from the stack, the sack is whisked aboard and another mail bag is tossed out of the car. Boy, this is railroading! Set measures 4 ft., 3 in. Track forces 160 in. awel.

### No. 5114 PENNSYLVANIA PASSENGER TRAIN INCLUDES:

No. 312 Pennsylvania K-5 Locomotive and Tender, with Smoke and Choo-Choo. 19" long. No. 712R Operating Mail Pick-up Car, with stanchion, mail sacks and control box. Red finish. Car is 10 1/2" long. 2 No. 650R illuminated Coaches, with inset windows. Finished in railroad red. 10 1/2" long. 12 Sec. Curved Track—4 sec. Straight Track—No. 706 Remote Control Uncoupler—No. 712 Automatic Track sec.—No. 690 Track Terminal—Smoke Capsule and Funnel—16 Track Locks—Illustrated Train Book.

### PICK UP MAIL ON THE FLY!

Exciting fun and action! As speeding mainliner passenger train thunders by, metal arm inside Mail Car reaches out and grabs mail sack from stanchion while another sack is thrown out to the ground! It all happens by remote control. Featured on Set No. 5114 shown above.

No. 5002T AMERICAN FLYER

## CIRCUS TRAIN

WITH COLORFUL BIG TOP SETTING

### No. 5002T

WITH TRANSFORMER

An unbeatable combination—the glory and romance of railroading plus the excitement and fun of circus life! Not only do you get a complete Circus Train, including a streamlined Torpedo-type Locomotive and three cars, but a 46-piece Circus, all ready to set up. Train is fully remote controlled; cars uncouple by touch of lever. 25-Watt Transformer included. Set measures 3 ft., 11 1/2 in. long. Track forms 140 in. oval.

#### No. 5002T CIRCUS TRAIN CONSISTS OF:

No. 353 Torpedo Locomotive and Tender. Red finish with yellow lettering. 17 1/4" long. No. 643 Circus Flat Cars with animal cages and trucks. 8 3/4" long. No. 649 Circus Pullman Car, with interior lighting. Yellow finish, red lettering. 10 1/2" long. No. 1 25-Watt Transformer—12 sec. Curved Track—2 sec. Straight Track—34 Track Locks—No. 690 Track Terminal—No. 704 Uncoupler—46-piece Circus Equipment Set—Package of Circus Tickets—Illustrated Train Book.



No. 1 American Flyer "Safety First" Transformer, with 25-Watt power output, is included with circus train at the right.

AMERICAN FLYER

NICKEL  
PLATE  
RAILROAD

342AC

### No. 5004

WITH SMOKE  
AND CHOO-CHOO

### No. 5114

WITH SMOKE  
AND CHOO-CHOO

#### No. 5004 "NICKEL PLATE RAILROAD" SWITCHER FREIGHT WITH SMOKE AND CHOO-CHOO

What a whole of a lot of railroading there is in this big four-car freight set, powered by one of the most interesting "yard goats" ever made—the American Flyer Nickel Plate R.R. switcher locomotive, complete with real Smoke and piston-timed Choo-Choos. You'll marvel when you see the intricate valve gear action of this busy loco as she hustles along the rails. You'll have hours of fun with the Automobile Unloading Car that, by remote control, swivels the sedan around and sends it down an incline to the ground. The Power Floodlight Car is ideal for night operations—giant light swivels and turns. Train measures 4 ft., 1/2 in. long. Track forms 160 in. oval.

#### No. 5004 SWITCHER FREIGHT CONSISTS OF:

No. 342AC Switcher Locomotive and Tender, with Smoke and Choo-Choo. Wealth of detail. Length, 14 1/2" long. No. 715 Automobile Unloading Car, with control unit. 7 1/4" long. No. 646 Power Floodlight Car. Light swivels and turns. 10 1/2" long. No. 631 Gondola Car, with full detail. 8" long. No. 630 Illuminated Caboose. Red finish. 8" long. 12 sec. Curved Track—4 sec. Straight Track—Smoke Capsule and Funnel—16 Track Locks—No. 706 Remote Control Uncoupler—No. 690 Track Terminal—Illustrated Train Book.

*If it isn't AMERICAN FLYER it isn't scale model!*

PLEASE REFER TO PRICE LIST



# *American Flyer* built for POWER...built for FUN...built for a LIFETIME!

Compare American Flyer  
Scale Modeling with  
Other Trains...  
Let Your Eye  
Decide!

CHOO  
CHOO



## No. 5112T AMERICAN FLYER DIESEL SWITCHER FREIGHT COMPLETE WITH TRANSFORMER

Look at the superb detailing of this powerful General Motors GP-7 Road Switcher. Notice the super realistic die cast trucks, the mass of such superstructure detail as Diesel exhausts, louvers, vents, railings, etc. Here's typical American Flyer craftsmanship of one of railroading's newest "yard goats"! And here, too, is a train set that will give you years of fun on your own model pike. Rolling stock features the Automobile Unloading Car—section swings around and rolls off by remote control. Train measures 2 ft., 11 in. Track forms 160 in. oval. Transformer included.

American Flyer "Safety First" Transformer, with 75-Watt power output, is packed with No. 5112T Freight Set.

## No. 5112T DIESEL SWITCHER SET CONSISTS OF:

No. 370 General Motors Diesel Switcher. Has illuminated number box on nose. Measures 10 1/2" long. No. 633 Box Car, finished in railroad red. 9 1/2" long. No. 715 Automobile Unloading Car, fully remote controlled. 7 1/2" long. No. 630 illuminated Caboose. Finished in realistic red. 6" long. 12 sec. Curved Track—4 sec. Straight Track—No. 2, 75-Watt Transformer—No. 706 Remote Control Uncoupler—16 Track Locks—No. 690 Track Terminal—Illustrated Train Book.

## No. 5103WT WITH SMOKE, CHOO-CHOO AND AIR CHIME WHISTLE



No. 2 American Flyer 75-Watt Transformer is included with No. 5103WT outfit described at right.



#### No. 5103WT "PACIFIC" PASSENGER SET WITH SMOKE, CHOO-CHOO AND AIR CHIME WHISTLE

There's massive power and overwhelming speed in this crack American Flyer limited, just as there is in the real-life passenger trains that connect key U. S. cities. The rugged locomotive, with plenty of truck-hugging weight, has the combined Smoke Blasts of it, that lasts for hours! and Choo-Choo, without which no electric train can be realistic. And, even more, it has the brand new Air Chime Whistle, patterned after the kind made by the Nathan Company for real railroads (See page 3 for details). Cars, which uncouple by remote control, are fully illuminated inside and are blueprint copies in miniature of New Haven Railroad coaches. Set measures 4 ft., 2 in. long. Track forms 140 in. oval.

#### No. 5103WT PASSENGER TRAIN COMPRISES:

No. 290 "Pacific" type Locomotive and Tender, with Smoke, Choo-Choo and built-in Air Chime Whistle. 17 1/2" long. No. 650G Baggage Car. Details include ventilators, doors, rivet heads, etc. 10 1/4" long. 2 No. 650G illuminated Passenger Coaches. Windows realistically inset. 10 1/4" long. 2 sec. Straight Track—12 sec. Curved Track—No. 2 75-Watt Transformer—No. 706 Remote Control Uncoupler—No. 690 Track Terminal—16 Track Locks—Smoke Capsule and Funnel—Illustrated Train Book.



The most remarkable accessory ever made! After train stops by remote control in front of the No. 755A Talking Station, real railroad sounds issue from interior. Then train resumes trip. Realism is amazing. See page 27 for details. Have your dealer demonstrate it for you.



# American Flyer FREIGHTS

with 2-rail track ... puffing smoke ...  
piston-timed choo-choos



Tank Car carries authentic GULF  
emblem to provide added realism.

BRAND NEW THIS YEAR



CHOO

CHOO

No. 5110  
WITH SMOKE AND  
CHOO-CHOO

## No. 5106WT AMERICAN FLYER "HUDSON" FREIGHT WITH SMOKE, CHOO-CHOO AND AIR CHIME WHISTLE

Ready for the yards, ready for the mainline, ready for long hauls or mountain grades! There's literally nothing this giant freight outfit can't do. It's headed up by a mighty powerhouse of the rails—the American Flyer "Hudson" Locomotive that puffs Smoke and gives off Choo-Choo sounds timed with the driving wheels. PLUS

### No. 5106WT FREIGHT TRAIN INCLUDES:

No. 325 Hudson Locomotive and Tender with Smoke, Choo-Choo and Air Chime Whistle. Measures 19" long. No. 629 Cattle Car, completely detailed. Doors slide open. 7 13/16 long. No. 631 Gondola Car. Ideal for loading scrap, ore, sand, etc. 8" long. No. 625 Tank Car. Has brand new Gulf emblem, in color. 7 1/4" long.

model railroading's newest feature and an American Flyer exclusive: the exciting Air Chime Whistle! Four scale model freights, including an Illuminated Caboose, complete this magnificent outfit. Train measures 4 ft., 3 in. long. Track forms 160 in. oval.

No. 630 Illuminated Caboose. Center cupola, fully detailed. 6" long. No. 275 Watt Transformer—12 sec. Curved Track—4 sec. Straight Track—No. 706 Remote Control Uncoupler—Smoke Capsule and funnel—16 Track Locks—No. 690 Track Terminal—Air Chime Whistle Control unit—Illuminated Train Book.

PLEASE REFER TO PRICE LIST

## No. 5110 AMERICAN FLYER "UNION PACIFIC" FREIGHT TRAIN WITH SMOKE AND CHOO-CHOO

Here it is—the finest steam freight outfit in the big American Flyer fleet! Just study the huge Union Pacific locomotive that heads up this de luxe four-car freight and you'll see why real railroaders agree it's in a class by itself. Look at the mass and bulk that spell power and plenty of it. Note the intricate valve gear and wealth of accurate detail, all made to perfect 3/16-inch scale. See how the Smoke is thick and clean—not thin, gusty wisps that last only a few moments. Just imagine

**No. 5106T "HUDSON" FREIGHT SET  
WITH SMOKE AND CHOO-CHOO**

Same as No. 5106WT, except without Air Chime Whistle.

**No. 5106WT  
WITH SMOKE,  
CHOO-CHOO AND  
AIR CHIME WHISTLE**

*CHOO CHOO*



Powerful 75-Watt Transformer included with No. 5106WT and 5106T sets described at left.




the fun you could have with this set on your layout! Think of what you could do with the giant Crane Car, lifting derailed cars and heading for on-the-job trouble spots. Yes sir, here's a real train and it's waiting for you! Ask your dealer to show it to you. Set measures 4 H., 10 in. Track forces 180 in. oval.

**No. 5110 WORK TRAIN COMPRISES:**

No. 332AC Union Pacific Locomotive and Tender, with Smoke and Choo-Choo. Combined length is 21 1/2".

**PLEASE REFER TO PRICE LIST**

No. 631 Gondola Car, with dark railroad green finish, 8" long. No. 628 Log Car, complete with 6 logs loaded by simulated steel bands, 8 1/2" long. No. 644 Wrecking Crane. One of the finest work cars ever made. 13 1/2" long. No. 645A Boom and Work Car. Includes brand new Tool Locker. 8 1/2" long. 12 sec. Curved Track—6 sec. Straight Track—No. 690 Track Terminal—Smoke Capsule and Funnel—18 Track Locks—Remote Control Uncoupler—Illustrated Train Book.



# Two Crack American Flyer Outfits

# THE SPECTACULAR

TWIN MOTORS • NEW AIR CHIME WHISTLE • EXTRAORDINARY DETAILING

Fast as a whippet—as up-to-date as tomorrow's sunrise! It's the American Flyer Santa Fe Diesel that wrote a new chapter in electric train history when it appeared last year. Now it's better, faster and sleeker than ever, and it has the sensational Nathan Air Chime Whistle featured on the country's crack railroads. The two huge motors that drive these rail giants pack plenty of brute power, too. Couple a long string of cars to this mighty Diesel and watch her glide off as though she were traveling deadhead! Built to accurate American Flyer 1/16" scale and carrying authentic Santa Fe markings and colors, this handsome rail giant has the sweeping length of the famous American Locomotive Diesel after which it is patterned. Just watch how she hugs the track when she rounds a curve at top speed, looking as though she were built to the task. You're in for a real railroading thrill!



No. 5108W SANTA FE DE LUXE STREAMLINER  
WITH BUILT-IN AIR CHIME WHISTLE

Small wonder this magnificent train has received more extravagant praise than any other in model rail-road's history! Swift streamlined beauty from end to end—and built to perform like a thoroughbred. Two giant motors provide speeds better than 120 M.P.H. You haven't seen anything until you've seen this American Flyer pace setter flashing along the rails, puffing its realistic all-aluminum luxury cars. Complete with Air Chime Whistle. Train measures 3 ft., 4 1/2 in. Track forms 180 in. oval.

## No. 5108W DE LUXE PASSENGER SET INCLUDES:

No. 365 Santa Fe Diesel Locomotive with built-in Air Chime Whistle Combined "A" and "B" units measure 25" long. No. 660 all-aluminum streamlined Baggage Car, with illumination. 12 1/2". No. 662 all-aluminum streamlined Vista Dome Pullman Car, with illumination. 12 1/2". No. 663 all-aluminum streamlined Observation Car, with illumination. 12 1/2" long. 12 sections Curved Track—6 sec. Straight Track—18 Track Locks—No. 690 Track Terminal—No. 706 Remote Control Uncoupler—Air Chime Whistle Control Unit—Illustrated Train Book.

No. 5108W  
WITH  
AIR CHIME WHISTLE

CLOSE-UP OF OBSERVATION. NOTE DETAIL.



# SANTA FE DIESEL

SUPERB CONSTRUCTION • BRILLIANT PERFORMANCE

*The Finest Electric Train Ever Made!*



**No. 5107W**  
WITH  
AIR CHIME WHISTLE

## **No. 5107W SANTA FE DIESEL FREIGHT WITH BUILT-IN AIR CHIME WHISTLE**

It's a freight, but see her rocket along at passenger train speed! Two big Gilbert motors in the "A" unit are synchronized for top performance, can power a big freight haul or set speed records on your model layout. Built into the "B" unit is the famous Air Chime Whistle which sounds long blasts or sharp toots by remote control. Locomotive is beautifully detailed; trucks are masterpieces of die cast construction. Louvers, vents, rivet heads, exhausts, grilles, hatches, etc., are all painstakingly reproduced. Rolling stock features remote controlled Box Car. Press button and trainman pitches out packing boxes fed to him by roller conveyor! Caboose is fully illuminated. Set measures 4 ft., 9 1/4 in. long. Track furnished forms 160 in. oval.

## **No. 5107W DIESEL FREIGHT SET CONSISTS OF:**


No. 365 Santa Fe Diesel Locomotive with built-in Air Chime Whistle. Combined units measure 25 inches. No. 734 Operating Box Car, remote controlled. Includes cranes. 7-13/16". No. 631 Gondola Car, fully detailed. 8" long. No. 636 Depressed Center Flat Car, complete with reel of simulated wire. 10 1/4" long. No. 630 Caboose, with interior illumination. 8" long. 12 sec. Curved Track—4 sec. Straight Track—No. 706 Remote Control Uncoupler—No. 690 Track Terminal—16 Track Locks—Air Chime Whistle Control Unit—Illustrated Train Book.

Because of emergency conditions and pending government price regulations, the A. C. Gilbert Company regrets that certain items will not be included in these reports at the time this catalog goes to press. Please refer to the separate list for prices of Gilbert Toys and American Flyer Trains.

# American Flyer

## POWERFUL SCALE MODEL LOCOMOTIVES!

Watch 'em ride the rails close and easy, hugging the track all the way! That's because they're built to scale, with plenty of natural weight, like real locomotives! No out-of-proportion bulk to make 'em topple and sway. Here are locos built as locos should be!



Listen to the Difference  
Look at the Difference  
with Rubber Roadbed!  
See page 34.

No. 370

No. 332AC  
WITH SMOKE  
AND CHOO-CHOO





**No. 312AC**

WITH SMOKE AND  
CHOO-CHOO



**No. 365**

WITH  
AIR CHIME WHISTLE



**No. 312AC PENNSYLVANIA K-5 LOCOMOTIVE AND TENDER**

WITH SMOKE AND CHOO-CHOO

One of the most famous steam locomotives in railroad history was used as the prototype for this 3/16-inch scale model American Flyer beauty. Ease this powerful behemoth of the rails out of the yards onto the main line and just watch her perform! Smoke and Choo-Choo's lovely American Flyer has this real railroad feature keep time with the hurrying drivers as the sweeps along the "high iron." You'll find plenty of power for fast runs or long hauls. A 4-6-2 locomotive, fully die cast, this rail giant is driven by the finest power plant in the electric train field: the Gilbert worm-and-gear motor. Combined loco and Tender measure 17 1/2 inches long. Smoke Capsule, Funnel and Instructions included.

**No. 365 AMERICAN FLYER SANTA FE DIESEL LOCOMOTIVE**

WITH AIR CHIME WHISTLE

No Locomotive in electric train history has so captured the imagination and received such extravagant praise as this sleek American Flyer Diesel streamliner. In actual tests and speed trials this twin-motored rail giant has left competitors far behind, including the best and fastest models of other train manufacturers. On curves at high speeds she seems literally part of the rails; on grades and flat hauls she performs like the 2,000 H.P. workhorse after which she is patterned. Compare this handsome locomotive that measures nearly two feet with ANY other and you'll see why it's far ahead of the field. Note its long, low silhouette, its sweeping length and superb modeling. With its brand new Air Chime Whistle that blows long blasts or short toots by remote control she's the most modern loco on wheels. Fully detailed, from front to rear. Measures 23 1/2 inches long. Complete with Air Chime Whistle unit and instructions.

**No. 332AC UNION PACIFIC LOCOMOTIVE AND TENDER**

WITH SMOKE AND CHOO-CHOO

Beauty, power and performance all rolled into one! Here's the mightiest steam locomotive in the entire American Flyer roundhouse, a thundering behemoth made to 3/16-inch scale from blueprints of the Union Pacific Railroad's giant 4-8-4 "Northern" type. Like the original, this American Flyer "smoker" is a dual-purpose locomotive, equally at home with a long freight haul or at the head end of a string of passenger cars. Watch her pound along the rails, pistons flashing rhythmically, smoke streaming from the stack and choo-choo sounds keeping time with the big drivers. Here's railroad royalty as only American Flyer can produce it! From "cow catcher" to rear coupler, this Union Pacific Locomotive and Tender is a mass of accurate detail, not a rivet head has been left out. Locomotive and Tender measure 21 1/2 inches. Includes Smoke Capsule and Funnel plus complete instructions.

**No. 370 GENERAL MOTORS DIESEL ROAD SWITCHER**

No busy model railroad freight yard is complete without one of these powerful American Flyer brutes, built to authentic scale and patterned after the newest and finest "yard goaf" —the rugged General Motors GP-7 that's been setting performance records in rail centers everywhere. Powered by a big Gilbert worm-drive motor, she's all set to shunt a string of loaded hoppers, make up a passenger train or handle a giant's load in the classification yards. From the intricately detailed die cast trucks to the uppermost Diesel exhaust, this American Flyer beauty is a masterpiece of workmanship. Louvers, ventilators, steps, rails, grilles, etc., are all in accurate 3/16-inch scale. Number box on nose is illuminated. Locomotive measures 10 1/2 inches. Instructions included.

**All American Flyer Locomotives Operate on Alternating Current Through a Transformer**

Because of emergency conditions and pending government pricing regulations, The A. C. Gilbert Company regrets that prices could not be included on these pages at the time this catalog went to press. Please refer to the separate list for prices of Gilbert Toys and American Flyer Trains.

FOR RAILROADING AT ITS BEST,  
ADD ONE OF THESE POWERFUL

*American Flyer Locomotives*  
TO YOUR MODEL LAYOUT!

No. 305 ATLANTIC LOCOMOTIVE AND TENDER  
WITH SMOKE, CHOO-CHOO AND AIR CHIME WHISTLE

Low in cost, but high in value! Not only does this hefty die cast locomotive have all the power and superb detail of the real thing, which American Flyer is noted, but it has a "must" for your railroading pleasure. The new Air Chime Whistle Control unit, which American Flyer offers you all this year, is a "must" for your railroading pleasure. The new gear-driven motor, best in electric train field, is smooth, dependable. All starting, stopping and reversing done by remote control. Measures 16 inches long. Includes Smoke Capsule, Funnel, Air Chime Whistle Control unit and instructions.

**SORRY - NOT AVAILABLE**

No. 305  
WITH SMOKE,  
CHOO-CHOO AND  
AIR CHIME WHISTLE



NO. 322AC  
WITH SMOKE AND  
CHOO-CHOO

*"Just like  
Real Locomotives!"*

"I've been an engineer for nearly 50 years," says Freddie M. Gray, veteran New York, New Haven & Hartford railroadman, "and I think I know something about steam and Diesel locomotives. Believe me, these American Flyer locos are just like the real thing!"

No. 322 A.C. HUDSON LOCOMOTIVE AND TENDER WITH SMOKE AND CHOO-CHOO


The New York Central made its mighty 4-6-4 Hudson famous among real-life railroaders. American Flyer has made this super-detailed 3 1/4-inch scale beauty the talk of model fans everywhere. With its combined Smoke and Choo-Choo this popular locomotive is better than ever before. Detail piled

upon detail (note side rods, valve gear, etc.) makes this massive die cast rail giant one of the finest ever sold. Measures 19 inches. Includes Air Chime Whistle Control. Smoke Capsule, Funnel and Instructions.

PLEASE REFER TO PRICE LIST

**No. 342AC NICKEL PLATE RAILROAD SWITCHER****WITH SMOKE AND CHOO-CHOO**

On page 2 you'll see a close-up photograph of the valve gear of this bustling little American Flyer switcher, seen the way a locomotive engineer might view it. It will give you an idea of the profusion of detail, craftsmanship and accuracy that have gone into the making of this power-packed "yard goat," considered by many experts to be the finest steam switcher ever manufactured. See it in action in the yards, making hauls to sidings, pushing strings of reefers and doing other chores, puffing smoke and snorting her choo-choos, and you'll agree there's nothing so realistic. Measures 14 1/4 inches. Includes Smoke Capsule, Funnel and Instructions.



**No. 342AC**  
WITH SMOKE  
AND CHOO-CHOO

**No. 290 PACIFIC LOCOMOTIVE AND TENDER**  
**WITH SMOKE AND CHOO-CHOO**

Six big driving wheels plus real locomotive weight and mass give this highly-detailed American Flyer steam engine capacity for mountain climbing and fast hauls on the flat. Choo-Choos that keep pace with the hurrying drivers, together with puffing Smoke give this beauty a realism that can't be surpassed. Valve gear, handrails, feed pipes and other detail is minute. Loco and Tender measure 17 1/4 inches. Smoke Capsule, Funnel and Instructions included.

**NO. 290**  
WITH SMOKE AND  
CHOO-CHOO

PLEASE REFER TO PRICE LIST

# American Flyer TRANSFORMERS

The Heart of Your Rail System—American Flyer  
"Safety First" Transformers for Top Performance.

## No. 88 TRANSFORMER


OUTPUT: 100 WATTS, 110-120 VOLTS, 60 CYCLES A.C.  
Here's a Transformer that will operate a set of trains plus an ample amount of remote control and automatic accessories. Circuit Breaker is built into unit, re-set button for starting, stopping and reversing locomotive direction. Case is heavy pressed steel.

## No. 48 TRANSFORMER

OUTPUT: 100 WATTS, 110-120 VOLTS, 60 CYCLES A.C.  
Powerful enough to operate train set and quantity of accessories, both automatic and remote control. Has automatic Thermostatic Circuit Breaker built into transformer. Three binding posts for simplified wiring. Case is heavy pressed steel, enameled an attractive gray. Underwriters' approved.

## No. 2 TRANSFORMER

OUTPUT: 75 WATTS, 110-120 VOLTS, 60 CYCLES A.C.  
Same as above except has lower power output and is without Circuit Breaker. Black finish.




## No. 15 RECTIFIER

CAPACITY: 4 AMPERES. Provides an ideal method for converting alternating current to direct current for operation of American Flyer electronic control locomotives. Must be used with a transformer. Toggle switch controls direction of locomotive.



## No. 12B TWIN-CONTROL TRANSFORMER

OUTPUT: 250 WATTS, 110-120 VOLTS, 60 CYCLES A.C. Ideal for heavy duty on big track layouts with numerous accessories or with more than one train. Has dual speed control throttle and built-in Circuit Breaker with re-set button. This powerful American Flyer Transformer will operate from two to four trains on the same layout at different rates of speed! Power cut-off switch eliminates need for disconnecting outlet plug. Red and green pilot lights show over-load and power-on conditions. Case is heavy steel.




PLEASE REFER TO PRICE LIST

# American Flyer

## REMOTE CONTROL ACTION CARS

Rolling stock for every railroad need! Only American Flyer gives you such a large selection of freight and passenger cars.



### No. 715 UNLOADING CAR

Transport new automobiles from factories to dealers located in cities on your model railroad! Here's a car which will provide endless hours of fun—and it's entirely remote controlled. At touch of button, platform on car swivels around at right angles, tilts up and auto automatically rolls down incline to trackside. Chassis and platform are heavy steel; yellow and black finish. Automatic track section and single-button control box included. Measures 7 3/4".



### No. 714 LOG UNLOADING CAR

All ready for logging operations in the "big timber" country! Operates by remote control—press button and bottom tilts while, at same time, slides lower, spilling out logs. Chassis die cast; body and stakes pressed steel. Yellow and black finish baked enamel. Automatic track section included. Car is 9" long.

### No. 718 MAIL PICK-UP CAR

Action and fun at its best! Just like real post office cars on fast limiteds, this American Flyer mail car takes aboard one sack of mail while it delivers another! Works by remote control at medium or fast speeds. Track section, stanchion and 2 mail sacks included. Car is 10 1/4" long.


### No. 732 OPERATING BAGGAGE CAR

Trust American Flyer to create an ingenious car like this! Complete remote control operation—tiny packing crates load through sliding door, are then carried by inclined roller conveyor to baggageman at other end of car. Each time control box button is pressed, man tosses out crate! Car holds 4 crates. Ideal used with No. 770 Loading Platform. (See page 26.) Car is 10 3/4" long. Track section, crates and control unit included.


### No. 734 OPERATING BOX CAR

Here's a car that will give your terminals all the bustle and bustle of a real railroad freight center. Miniature packing crates or dairy cans load through one of two sliding box car doors and are fed to baggageman by roller conveyor. Touch remote control button and trainman pitches out crate. Use separately or with 770 Platform (page 26). Track section, crates and control unit included. Car is 7 13/16".

Because of emergency conditions and pending government pricing regulations, The A. C. Gilbert Company regrets that prices could not be included on these pages at the time this catalog went to press. Please refer to the separate list for prices of Gilbert Toys and American Flyer Trains.



No. 718



No. 734

No. 732

# American Flyer

## SCALE MODEL ROLLING STOCK

**Made from Real Railroad Specifications and Blueprints!**

### No. 644 OPERATING WRECKING CRANE

This rugged Crane giant can actually lift up derailed locomotives and cars, just like the huge Industrial Brownhoist work car after which it is patterned. So authentic is this American Flyer Wrecking Crane that it even has a miniature Jack Beam! With a jack or railroad ties piled beneath it (see photograph) Crane won't tip under even heaviest load! Massive boom fitted with double paired block and tackle. Big hook raises and lowers manually; another manual operation lifts or drops boom. Heavy die cast chassis. Wealth of detail. Measures 13 1/2" long.

### No. 645A WORK AND BOOM CAR

Ideal companion car for Wrecking Crane. Modeled after real railroad crane tenders. Side stakes removable; Tool locker, brand new, has simulated plank lid. Heavy detail. Chassis die cast; molded housing. Car is 8 3/4" long.

**NOTE  
JACK  
BEAM!**

### No. 646 POWER FLOODLIGHT CAR

Just the ticket for night operations on your pike; casts brilliant flood of light over unloading or other type of scene. Giant floodlight swivels in 360° circle and tilts up or down. Miniature generator fully detailed. Car heavy die casting. Measures 10 1/2" long.

### No. 719 OPERATING DUMP CAR

Railroading by remote control! Touch the panel button and watch this scale model freight car tilt up, lower its side and dump a load of coal, stone, etc., onto trackside bin. Heavy duty chassis is die cast; body is intricately molded. Includes bin, truck contact unit, sack of artificial coal and control unit. Measures 8" long.

### No. 636 DEPRESSED CENTER FLAT CAR

Spot this car in one of your freight hauls and you'll increase realism 100%! Big, heavy die cast flat car, with depressed center, carries huge reel of simulated steel cable, lashed to body. Car detail shows planking, rivet and bolt heads, brake wheels, etc. Measures 10 1/2" long.

### No. 646




No. 636

### No. 716 OPERATING COAL DUMP CAR

Deliver imitation anthracite or bituminous coal to your layout industrial areas—all by remote control! When button is pressed, car side lifts open and coal cascades out onto unloading bin. Rugged steel car, beautifully detailed and finished. Includes contact unit, bin, coal and single-button control unit. Car is 7 1/2" long.

No. 719

No. 716



### No. 633R BOX CAR

The versatile box car—backbone of any freight train! Here it is, made to precise American Flyer 3/16-inch scale from real railroad blueprints. Sliding doors open on roomy interior. Fully detailed from end-to-end. Red finish. Measures 7-13/16" long.

### No. 628 LOG CAR

Carries six realistic logs, similar to big timber milled in the Northwest. Car is die cast, with minutely detailed chassis. Simulated steel cables secure logs to car. Measures 8 1/4" long.

### No. 633R



### No. 628



### No. 630

### No. 630 CABOOSE

There's no finer "shanty" made than this jaunty red caboose, all set to ride the rear of one of your freight trains. A replica in miniature of the kind used by major U. S. railroads. Has center cupola, fully lighted inside. Detail includes grab and hand rails. Measures 6" long.

### No. 632



### No. 632 HOPPER CAR

"Old Reliable" of the freight car fleet! Load 'er up with coal, ore, slag, crushed stone, etc., and you've got railroading at its most real. Carries authentic marking and lettering. Intricate molded detail. Journal boxes nickel-plated. Car is 6 1/2" long.



### No. 629

### No. 629 CATTLE CAR

Accurate 3/16" scale model of the cattle car used by big rail lines to transport prime steer to stockyard centers. Doors slide open and shut. Slat sides ribbed and cross-braced. Car measures 7-13/16" long.

### No. 637



### No. 637 M.K.T. BOX CAR

One of the most popular in the American Flyer line! Exact replica, scaled down, of the famous Missouri, Kansas, Texas R.R. box car. Doors slide open for loading and unloading cargo. Measures 7-13/16" long.



### No. 631

### No. 631 GONDOLA CAR

Your model railroad pike will need several of these all-purpose freight cars! Carries heavy loads of scrap, coal, stone, etc., with ease. Beautifully molded detail, including exterior ribs, rivet heads, braces, steps and hand rails. Measures 8" long.

### No. 625 TANK CAR

Just like the real-life tankers which transport crude oil from the fields to the refinery, and from the refining plants to huge oil storage centers. Tank carries authentic GULF emblem, finished in color, for added realism. Heavy chassis for low center of gravity; tank has molded rivet heads and other complete detail. Guard rails, ladders, etc., are applied parts. Car measures 7 3/4" long.



PLEASE REFER TO PRICE LIST



# American Flyer

## ROLLING STOCK

### No. 660 BAGGAGE AND CLUB CAR

A real beauty—all-aluminum body and heavy metal chassis features modern, up-to-date styling. Made to resemble the gleaming stainless steel baggage and club cars used by the New York Central, the New York, New Haven & Hartford and other real-life roads. Passengers are silhouetted in windows. Interior lighting. Measures 12½" long.

### No. 661 STREAMLINED COACH

Big wide picture windows where your passengers (they're silhouetted inside) can relax and enjoy the scenery! All-aluminum body, on heavy chassis, resembles stainless steel de luxe coaches. Streamlined sides are corrugated. Illuminated inside. Die cast trucks beautifully detailed. Car measures 12½" long.



## ONLY AMERICAN FLYER CARS HAVE SCALE

### No. 650 ILLUMINATED COACH

Scale model miniature of the coaches used on fast Boston-New York runs by the New York, New Haven & Hartford Railroad. Has double inset windows, roof ventilators, steps and other detail. Four-wheel trucks. Choice of either red or green finish. Measures 10½" long.

### No. 651 BAGGAGE CAR

Patterned after the famous Railway Express Agency cars. Inset doors are accurately paneled and have twin windows at top. Roof detail includes ventilators; chassis rides on double trucks. Choice of either red or green finish. Measures 10½" long.

### No. 652 ILLUMINATED PULLMAN

A real masterpiece of scale modeling! Detail even includes imitation shades in inset windowed lounge windows are opaque, as on real cars. Fully lighted inside. Accurate 3/16" scale throughout. Double trucks. Choice of either red or green finish. Measures 12" long.

### No. 653 BAGGAGE AND CLUB CAR

Companion car to No. 652 Pullman and 654 Observation. Baggage door slides open to receive cargo; door at passenger end is hinged for opening and closing. Windows have realistic shades; roof ventilators add authentic touch. Choice of either red or green finish. Measures 12" long.

No. 650




No. 651



No. 652



No. 653



### No. 662 VISTA DOME PULLMAN CAR

Intricately detailed model of the car which has created a sensation on real-life railroads. Observation dome on roof enables passengers to view entire trains and countryside. Body is all-aluminum with streamlined corrugated sides. Heavy chassis, die cast trucks. Silhouetted passengers. Full illumination. Measures 12½" long.



### No. 663 STREAMLINED OBSERVATION

Here's the finest, most luxurious lounge car ever model built to accurate 1/16" scale. It has the full sweep and length of real observations. "Boat-tail" and gracefully rounded; windows are extra size. Red warning light on rear is illuminated. Fully lighted inside. Silhouetted passengers. Die cast trucks minutely detailed. Car measures 12½" long.

**MODEL LENGTH --- LET YOUR EYE DECIDE!**



No. 654

No. 649

No. 643

*All of them  
built from*

*real railroad blueprints!*

### No. 654 OBSERVATION CAR

Your American Flyer passenger train isn't complete unless it has one of these deluxe open-end Observation cars. Rolling is brightly-finished; steps, double inset windows, hinged open-and-close doors, imitation window shades and other detail make this car a real buy. Full interior illumination. Choice of either red or green finish. Measures 12" long.

### No. 649 CIRCUS PULLMAN

Make up your own circus train with a string of these unusual cars or add to No. 5002T outfit shown on pages 8 and 9. Car is bright and colorful; yellow finish with red lettering. Just like Pullman which carries real-life clowns, acrobats, etc., on tour. Fully illuminated. Measures 10¾" long.

### No. 643 CIRCUS FLAT CAR

Ideal to use with No. 649 Circus Car described above. Die cast flat car chassis carries two brightly finished Circus Animal Cages pulled by realistic truck. Wagons have miniature animals inside. Chassis enameled bright circus yellow. Car measures 8¾" long.


Because of emergency conditions and pending government pricing regulations, The A. C. Gilbert Company regrets that prices could not be included on these pages at the time this catalog went to press. Please refer to the separate list for prices of Gilbert Toys and American Flyer Trains.

# American Flyer ACTION ACCESSORIES


## *Load 'em aboard by remote control!*

### **No. 770 BAGGAGE LOADING PLATFORM**

Freight terminal realism combined with American Flyer remote control action! Here's a thrilling accessory that's all set to handle your rush rail shipments with ease—and all at the touch of a button. Die cast Packing Boxes, or Milk Cans, are placed on a loading ramp. Each time control button is pressed, a box is fed singly to trainman who lowers chute extension and sends the miniature crate into the car. Accessory, which does NOT include car shown, operates identically with No. 732 Baggage Car (illustrated) or No. 734 Box Car. Beautifully finished in realistic colors. Measures 7" long x 8 1/2" wide x 3 1/2" high. Includes Milk Cans, Packing Boxes, Control Unit and Instructions.



Baggage car, shown above, is not included with No. 770 loading platform.



## *Cattle keep in constant motion!*

### **No. 771 OPERATING STOCKYARD AND CAR**

One of the most extraordinary accessories ever created! After switch is turned action is entirely automatic. White-faced steers in stock yard pens will about and move continuously, some docilely, others "bucking the hide," just like real cattle. When one of the two exit gates is opened, cattle leap up ramp and into car. Stock car unloads by remote control when exit door is lined up with chuted ramp.

Accessory can be operated in a variety of ways. Cattle in one pen keep moving constantly while animals in other pens are filling either into or out of car! Stock Yard has realistic corral fence; base painted grass green. Shed enameled brown with green roof. Includes Car, Stock Yard, track contact unit, twin button control, cattle and instructions.

*Watch 'em  
troop into  
the car!*

PLEASE REFER TO PRICE LIST



#### No. 774 FLOODLIGHT TOWER

Wonderful for lighting up yard scenes at night or creating dramatic after-dark effects! Four powerful floodlights, mounted on upper platform, swivel and turn as needed. Molded tower resembles lattice-type girder construction. Ladder is applied part. Stands 11" high; base is 5" square.

#### No. 768 OIL SUPPLY DEPOT

An oil storage center suitable for your big rail terminals or for way stops on your miniature American Flyer pike. Two scale model tanks, complete with feed lines and hose, mount on heavy metal base. Pump house also made of metal. Tanks have authentic GULF markings. Accessory measures 12" x 4 1/2" x 2".

Because of emergency conditions and pending government pricing regulations, The A. C. Gilbert Company regrets that prices could not be included on these pages at the time this catalog went to press. Please refer to the separate list for prices of Gilbert Toys and American Flyer Trains.



#### No. 755A TALKING STATION


Never in electric train history has there been such a consistently popular accessory! Action really remarkable. When remote control button is pressed, concealed mechanism in station automatically halts train. Then, while make-believe passengers alight or get aboard, station produces such realistic sounds as train announcements, hissing steam, piston chugs and whistles. When sounds cease, train resumes trip. New 1951 feature, a resistor unit, does away with need for lacking remote control unit as train and provides full directional mastery. Station is heavy steel, colorfully finished. Measures 6" x 12" x 8".

#### No. 598 TALKING STATION RECORD

Contains sound effects described above. Heavy, 4 3/4" diameter wax record, grooved both sides. Designed for several hundred playings.

#### No. 773 AUTOMATIC OIL DERRICK


Ideal to use in combination with Oil Supply Depot or, in multiple, can be used to create life-like Western oil field scene. Lattice-work-type structure houses tube containing amber fluid resembling crude oil. In operation, liquid appears to be pumped from ground, giving gushing-oil illusion. Continuous action no burners to push. 12" high; base 5" square.



*Colorful GULF emblem,  
familiar to millions,  
adds to realism!*



# American Flyer FOR THE *Best* IN ACCESSORIES!



No. 751A

## No. 751A OPERATING LOG LOADER


Load your freight cars by remote control with this action-packed Log Loader that handles giant redwood timber with ease. Two remote control push buttons direct operations. First button activates elevator which lifts log and attaches it to overhead carriage. Second button operates mechanism which carries log to end of conveyor, where it drops into waiting car. Die cast girders; heavy embossed steel superstructure. Richly enameled. Dimensions: 11" long x 8 3/4" wide x 11 1/2" high. Includes logs, control unit and instructions. Cars shown are NOT included.

## No. 752A OPERATING SEABOARD COALER

No railroad yard setting is complete without this huge all-steel coaler that loads your gondolas and hoppers by remote control operation. Empties cars on one track and loads 'em up on another! Three-button control. Bucket drops to coal pile—jaws open, then close together when full. Loaded bucket hoists coal to top of bunker and coal dumps into storage bin. Third button lifts baffle which allows stored coal to cascade down chute into waiting car on far track. Cars shown NOT included. Coaler is 10 3/4" long x 5" wide x 15 3/4" high. Packed with imitation coal and metal bin.



No. 752A



No. 583A


## No. 583A ELECTROMATIC CRANE

This big Crane will load and unload your open freight cars in a jiffy while you direct its movements by remote control push buttons. Powerful electro-magnet picks up steel scrap, hoists it into air and drops load into waiting car. Twin button control; one swings cab to left, other to right. Magnet, energized when button is held down, raises and lowers automatically. Heavy embossed steel necessary. 6" long x 4" wide x 11" high. Includes steel scrap control unit and instructions.

*Each one packed with  
Remote Control Action!*

# Add these to your model pike!

No. 566



No. 758A



No. 767



No. 772

No. 593



No. 589

## No. 772 AUTOMATIC WATER TOWER

Continuous, interesting action; no buttons to push! Gilder-type structure houses glass pipe, which extends from base to elevated water tank. Concealed element creates illusion of water being pumped from well to tank. Intricate molded detail. A "must" for your model railroad layout. Stands 12 $\frac{1}{2}$ " high; base 5" square.

## No. 758A "SAM" THE SEMAPHORE MAN

Here's tireless Sam, all set to guard against rail accidents on your American Flyer pike. Press operating button and, by remote control, Sam dashes out of shack, halting oncoming train. Press second button and Sam hustles back into house, enabling train to resume its trip. Brand new resistor unit provides full directional train control. No need to lock remote control unit in forward or reverse. All-metal construction. Bright enamel finish. Stands 7 $\frac{1}{2}$ " high. Includes control unit and instructions.

## No. 566 WHISTLING BILLBOARD

Just the ticket for your non-whistling locomotives. Sound true-to-life long blasts and short toots by remote control; blow signals at grade crossings, stations, etc. Will duplicate all the official railroad signals with true realism. Mechanism is concealed in housing. Measures 4" x 7 $\frac{1}{2}$ " x 4".

## No. 767 ROADSIDE DINER

No busy rail center is complete unless it has at least one of these familiar "bean wagons" where off-duty trainmen can gather. Built to accurate 3 $\frac{1}{16}$ " scale, this colorful yellow and red accessory is patterned after diners seen along highways and near terminals. Fully illuminated. Has inset windows and hinged doors. TV antenna adds up-to-date touch! Measures 12" long x 3 $\frac{1}{2}$ " wide x 5 $\frac{1}{2}$ " high.

## No. 593 SIGNAL TOWER

The nerve center of every train yard; the busy two-story Signal Tower where trains are routed on the maze of track that services big cities. Your American Flyer layout should by all means have one of these authentically-scaled accessories. Has interior lighting, colorful enamel finish. Measures 7 $\frac{1}{2}$ " high x 5 $\frac{1}{2}$ " square.

## No. 589 PASSENGER AND FREIGHT STATION

Modeled after the combination stations seen in rural areas and city stops. Door for baggage, crates, etc., slides open and shut; waiting room door swings on hinges. Realistic windows finished in bright trim. Station fully illuminated. Measures 12" long x 8" wide x 6" high.

Because of emergency conditions and pending government pricing regulations, The A. C. Gilbert Company regrets that prices could not be included on these pages at the time this catalog went to press. Please refer to the separate list for prices of Gilbert Toys and American Flyer Trains.




No. 769A



No. 612



No. 761



No. 33



No. 586F

*Talk it over  
—and make your pike  
American Flyer*



#### No. 769A REVOLVING AIRCRAFT BEACON

Continuous action makes this automatic accessory a real buy for your model railroad. Beacon light revolves slowly, swinging alternate red and green rays. Built like real-life towers which mark aircraft routes. Girder-type structure; wealth of molded detail. Stands 12" high; base 5" square.

#### No. 761 AUTOMATIC SEMAPHORE

Safeguard your trains the way real railroads safeguard their's! Semaphore can be wired to provide an automatic block system control of two trains; when train nears, blade rises and light turns green. After train passes, blade drops and bull's eye becomes red, automatically causing "dead block" to halt following trains. Stands 7 1/4" high.

#### No. 612 FREIGHT AND PASSENGER STATION

Features manually operated crane; enables you to unload Gondola, Box, Flat and other cars right at trackside! Boom raises or lowers; hook goes up and down; cab makes full swing, either direction. Station fully illuminated and has two doors, one hinged, one sliding. 19" long x 8" wide x 5 1/4" high.

#### No. 33 PASSENGER AND TRAIN FIGURE SET

Makes any wayside station or city terminal appear to be teeming with activity. Increases realism 100%. Eight hand-painted, die cast figures, all in perfect American Flyer scale and standing about 1 1/2" high. Includes flagman, conductor, trackman, two male and three women passengers. Colorfully finished.

#### No. 592A CROSSING GATE

A necessity for all highway crossings on your model pike! Completely automatic in action. When train approaches gate lowers and red light goes on. After last car passes gate rises and light is extinguished. Crossing only. (Locomotive not included). Comes with track contactor. Measures 8 1/2" long x 2 3/4" wide. Realistically finished.

#### No. 586F WAYSIDE STATION

Just like the stations seen along suburban and commuter rail lines. Brightly finished in red, green and yellow. Heavy steel base; die cast supporting girders. Wealth of detail throughout. Twin bulbs cascade light from underside of roof. Includes redcap and baggage operator with truck. 12" long x 3 3/4" wide x 5" high.

PLEASE REFER TO PRICE LIST





No. 249



No. 32A




No. 578




No. 760

*with Dad!...*  
the finest in town with  
*Accessories!*



No. 748



No. 596

#### No. 249 RAILROAD TUNNEL

The basic model railroad accessory: tunnels to create interesting terrain and make train runs more varied. Easy to set up; can be moved in an instant to any track location. Beautifully molded in many colors. Scene includes house, winding road, etc. Photograph above shows scale relationship to locomotive (not included). 11½" long.

#### No. 32A PARK SET

Dress up your miniature towns and city parks with this complete 12-piece assortment of equipment scaled to American Flyer size. Includes park benches, hydrants, mail box and people in sitting position. Hand painted finish.

#### No. 578 STATION FIGURE SET

Includes redcap, "gandy dancer" and other trainmen you'd find around a busy station and rail scene. Conductor, grade crossing tender, baggage man, etc., all made to scale. Milk cans and barrel load on platform truck. Figures hand painted. Stand about 1½" high.

#### No. 748 OVERHEAD FOOT BRIDGE

Your make-believe pedestrians can cross train tracks in complete safety. While your model layout will take on new realism with this new all-steel Foot Bridge. Can be used to span either single or double track. Made of heavy embossed steel with girders-type rail supports. Gray enamel finish. Comes in three sections, assembles in jiffy. 14" long x 13" wide x 7" high.

#### No. 760 AUTOMATIC HIGHWAY FLASHER

Like those located on real-life highway grade crossings to warn motorists of approaching trains. As train nears, red lights flash on and off, cease only after last car has passed. Accessory has heavy die cast base; cross arms and shankers are steel. Lamp housing also die cast. Two post terminal. Stands 4½" high; base is 2½" square.

#### No. 596 OPERATING WATER TANK

Set up this realistic accessory in your yards for colorful railroad action. Press remote control button and spout lowers over tender; release button and spout snaps back to vertical position. Aircraft warning light and direction arrows on roof. Supports are simulated concrete piling. 6" x 6½" x 11".

Because of emergency conditions and pending government pricing regulations, The A. C. Gilbert Company regrets that prices could not be included on these pages at the time this catalog went to press. Please refer to the separate list for prices of Gilbert Toys and American Flyer Trains.

# PLAN YOUR MODEL RAILROAD WITH

## *American Flyer Accessories!*

### No. 754 DOUBLE TRESTLE BRIDGE

Heavy gauge all-steel bridge with bright, non-tarnish aluminum finish. Designed to accommodate two main line tracks. Ideal for spanning ravines, gorges, rivers, etc., on your model pike. Especially effective in tandem, with simulated concrete piers providing support. Deep embossed throughout girder-type construction. Red airplane warning light on top. Measures 24" long x 8 1/2" wide x 5 3/4" high.

### No. 585 TOOL SHED

Your depots, terminals and classification yards will take on a real, authentic railroad look with one or more of these American Flyer Tool Sheds. Patterned after kind where track gangs keep maintenance equipment. Red finish roof is molded, with deep corrugation; pressed steel house is white with red trim. Embossed door slides open. Heavy steel base, with gray finish. Measures 6 3/4" long x 5 1/2" wide x 5" high.

### No. 581 GIRDER BRIDGE

Your railroad right-of-way can't be complete without one of these heavy girder type bridges modeled after the kind real roads use for spanning creeks, gulches, etc. Sides are rugged die casting, with rivet heads, outside braces and other detail carefully executed. Flooring is heavy embossed steel. Bridge slips under any straight track section. Use singly or in multiple. Measures 10" long x 4 3/4" wide x 1 3/4" high.

### No. 764 EXPRESS OFFICE

Equally suitable for your big city rail centers or suburban wayside stops. Steel embossed house is mounted on sheet metal base. Molded roof patterned after authentic corrugated steel type. Fully illuminated inside; light shines through eight translucent windows. Complete with terminal and two-wire lead. Measures 6 3/4" long x 5 1/2" wide x 5" high.



Because of emergency conditions and pending government pricing regulations, The A. C. Gilbert Company regrets that prices could not be included on these pages at the time this catalog went to press. Please refer to the separate list for prices of Gilbert Toys and American Flyer Trains.



### THE 3 BRAKEMEN!

#### No. 35 BRAKEMAN WITH LANTERN

Give your locomotives and rolling stock the last word in realism! Three miniature brakemen, each carrying a red lantern and dressed in authentic railroad garb, hook onto car or loco. Wonderful for yard scenes. Hand painted.



### STRIKING NIGHT SCENES!

#### No. 749 BOULEVARD LAMP

Place several of these lamps on your layout, turn out all overhead lights and create an after-dark setting of spectacular proportions! Removable nylon dome fits over bulb. Post has attractive bronze finish. Lamp stands 6 3/4" high. Packed in set of three.



# CHECK LIST OF SUPPLIES *to keep your layout in tip-top shape!*



No. 21A

No. 22

No. 23

No. 24

No. 30A

No. 31A

✓ CHECK THE ITEMS YOU NEED TO MAINTAIN AND IMPROVE YOUR AMERICAN FLYER MODEL RAILROAD. YOUR NEIGHBORHOOD AMERICAN FLYER DEALER WILL BE GLAD TO ASSIST YOU WITH ADVICE IN MAKING THE PROPER SELECTION OF SUPPLIES.

☐ **No. 21A IMITATION GRASS**  
For making landscapes of great beauty and realism. Scatter loose over layout or, for permanent bond, sprinkle over tacky green paint. Approximately half pound.

☐ **No. 22 SCENERY GRAVEL**  
Designed especially to create country roads, driveways, city park bridle lanes, etc., on your model pike. Just sprinkle and smooth out; score lightly for rutted road. 22 ounce bag.

☐ **No. 23 ARTIFICIAL COAL**  
Clean and dustless; ideal for use with hopper and gondola cars and with No. 732 Seaboard Coaler. Resembles real anthracite.

☐ **No. 28A TRACK BALLAST** (not illustrated).  
Apply this realistic ballast around your tracks or, if you have American Flyer rubber roadbed, along your mainline right-of-way, and see how it improves the effect of your model railroad. Ground finely, to scale. Realistic gray shade.

☐ **No. 29A IMITATION SNOW**  
Make dazzling white snow scenes of breath-taking beauty! Clean, white, flaky. Creates winter wonderland in a few seconds. Non-inflammable, non-toxic; easily cleaned from carpets. Large bag.

☐ **No. 30A HIGHWAY SIGNS**  
Locate these at key points on your American Flyer pike to make real-life setting. Set contains eight signs most frequently encountered along state highways and roads. Includes Measured Mile, Stop, No Left Turn, Speed Limit, "S" Curve, R.R. and Parkway.

☐ **No. 31A RAILROAD MARKER SET**  
Box of eight hand-painted miniature die cast signs of the type used along railroad right-of-ways. Especially effective spotted along mainlines, in depots, yards, etc.

☐ **No. 24 RAINBOW WIRE**  
Makes wiring projects on your layout easy as A B C. Multi-colored wires enable you to trace power leads from accessories to transformer, etc. Insulated with durable plastic; 25 feet long.

☐ **No. 460 LAMP ASSORTMENT KIT**  
You'll always have a complete supply of bulbs on hand when you buy this handy lamp assortment. Contains bulbs for all locomotives, cars, accessories. Voltage and use clearly specified on package.

☐ **No. 25 SMOKE CARTRIDGES**  
Produces thick, clean, white smoke in few seconds. Lasts for hours. Non-toxic; absolutely harmless to walls, draperies, fabrics, etc. Plastic cartridge contains liquid which inserts into smokestack. For all smoke-puffing locomotives shown in this catalog. Packed 12 to box.



No. 460

## AMERICAN FLYER BULBS

Lamps are used as follows: No. 440—all locomotives. No. 444—all cars, most accessories. No. 451—for accessories 579, 580. No. 452—in 738 only. No. 453—in 720 and 720A switches. No. 455—is 760 and 730. Nos. 441 and 443—all switch control units. No. 461—for 769 beacon.

No.	Volts	Glass	Color	Diam.
440	14	Round	Clear	7/16"
441	18	Round	Red	9/16"
443	18	Round	Green	9/16"
444	18	Round	Clear	9/16"
451	18	Conical	Frosted	1-1/16"
452	14	Round	Clear	5/16"
453	18	Round	Clear	7/16"
455	14	Round	Red	7/16"
461	14	Round	Clear	5/8"




No. 25

# American Flyer

## TRACK EQUIPMENT

Plan your model railroad now for plenty of mainline, spurs, sidings, a terminal and other railroad features. You'll find everything you need for a BIGGER and BETTER layout right on this page.



### No. 690 TRACK TERMINAL

Designed to provide an ideal power lead connection from Transformer or accessories to track section.

### No. 694 AUTOMATIC COUPLERS, TRUCKS, WHEELS AND AXLES

Made for converting rolling stock with old style American Flyer wheels and couplers to realistic automatic action type designed to fit 3/16" scale two-rail track. Sold in pairs only.

### No. 700 STRAIGHT TRACK

Two running rails, for true-to-life operation! Sections are made of heavy gauge steel and measures 10". Fully insulated.

### No. 701 STRAIGHT TRACK, HALF SECTION

Each section measures 5" long. Fully insulated.

### No. 702 CURVED TRACK

Two rail sections, fully insulated. 10" in length.

### No. 703 CURVED TRACK, HALF SECTION

Measures 5" long. Fully insulated.

### No. 706 REMOTE CONTROL ELECTRIC UNCOUPLER

For American Flyer automatic couplers. Clamps to any 10" straight or curve track section. Includes track section and remote control button.

### No. 709 LOCK-OUT ELIMINATOR

Does away with the necessity of locking the remote control unit on the locomotive in a forward position when using such automatic accessories as the No. 761 Semaphore. Includes necessary power leads.

### No. 720A REMOTE CONTROL SWITCHES

Positive action electric switches with red and green position lights. Remote control box has two switch control levers. Lights remain illuminated even when train is not running.

### No. 722 MANUAL PAIR SWITCHES

Similar in construction to electric switches described above except that operation is by hand. Control lever alters position of signal rail. Not illuminated.

### No. 725 RAILROAD CROSSING

No model layout is complete without one of these crossings! Enables you to have one train pass in front of another or to intersect two main lines. 10" long.

### No. 730 BUMPER

Every model pike needs several of these realistic bumpers for dead end sidings. Snaps on to track quickly and easily. Has authentic recoil spring and warning light. Complete with 10" track section.

### (NOT ILLUSTRATED)

No. 691-12 Steel Track Pins.

No. 692-4 Fiber Track Pins.

No. 693-Track Lock (Prevents tracks from separating while trains are running).

No. 697-Automatic Track Trip. Makes your switches automatically non-derailing!

## No. 726, 727 RUBBER ROADBED THE LATEST FEATURE IN MODEL RAILROADING!


One of the finest model railroad accessories of all time and another American Flyer exclusive! Makes tracks resemble real-life two-rail right-of-way. Deadens sounds of rumbling trains—wonderful for apartments, small homes, etc. Non-slip design, no need to attach tracks to board. American Flyer 3/16" (1/5" Gauge) tracks slip into recessed slots in jiffy.

# American Flyer Track Layouts

How would you like to set up an American Flyer model railroad of your very own, where you can highball your fast passenger and freight trains amid a beautiful landscaped setting? Of course you would! First step is to select a track diagram suitable for the site (bedroom, cellar, attic, garage, etc.). Perhaps one of the layouts on this page will do.

Build a plywood top table and lay out track according to the diagram. Rubber Roadbed (facing page) is ideal. Plan locations for your accessories and drill holes through plywood for wire connections. Landscape with artificial Grass, Gravel and Track Ballast (page 33) after painting in lakes, rivers, streams, etc. Lichen moss makes effective trees and shrubbery.

For 4' x 6' table. Requires 4 straight track, 16 curved, 1 pair switches.



For 4' x 8' table. Requires 6 straight track, 20 curved, 6 half straight, 2 pair switches.



For 4' x 8' table. Requires 4 straight track, 18 curved, 4 half straight, 1 crossover.



For 5' x 8' table. Requires 12 straight track, 16 curved, 4 half straight, 1 pair switches.




For 4' x 8' table. Requires 7 straight track, 22 curved, 1 pair switches, 4 half straight.



For 4' x 8' table. Requires 18 straight track, 21 curved, 2 half straight, 1 pair switches.



For 4' x 8' table. Requires 16 straight track, 14 curved, 2 half straight, 1 pair switches.



For 5' x 9' table. Requires 27 straight track, 17 curved, 2 half straight, 2 pair switches.



For 5' x 9' table. Requires 31 straight track, 25 curved, 6 half straight, 2 pair switches.


For 6' x 10' table. Requires 25 straight track, 22 curved, 3 half straight, 2 half curved, 2 pair switches, 1 left hand switch.



For 5' x 9' table. Requires 26 straight track, 26 curved, 6 half straight, 3 pair switches.



For 6' x 12' table. Requires 48 straight track, 28 curved, 3 half straight, 3 half curved, 4 pair switches, 1 crossover.





# FOR 41 YEARS...

## ERECTOR

## has been America's Truly Great Toy!

*Now it's more popular than ever!*

**HERE'S WHY** . . . Not just ONE toy, but HUNDREDS of them, all rolled into one! Cranes, Hoists, Ferris Wheels, Power Plants—all built by you. Step by step you watch them grow into giant structural marvels the envy of your entire neighborhood. Remember that ERECTOR, the first construction set in the world designed to build engineering projects of square steel girders, is still by far the best.

**MORE PARTS, BETTER PARTS.** Jam-packed with Girders, Gears, Plates, Pulleys, Shafts, Nuts-and-Bolts, Couplings and many, many other parts! Open any ERECTOR set and you'll understand one of the reasons for its enormous popularity. You GET MORE and DO MORE with ERECTOR! Some sets have 300 to 500 parts; Number 10's has nearly 25 POUNDS of building equipment!

**SQUARE GIRDER.** Another key ERECTOR feature! Lengths of steel girders, rigidly locked together with nuts and bolts—the strongest engineering construction principle known! Only two nuts and bolts needed, yet girder edges interlock in vise grip. That's the secret of the ERECTOR building technique that enables you to build bridges capable of supporting more than 200 POUNDS! Only ERECTOR gives you the strength and ruggedness of real-life construction—only the square girder gives you a building part virtually impossible to crush, bend or twist. Ask a real construction engineer about the ERECTOR square girder. Let him tell you!

**MORE MODELS.** Literally hundreds of models—many of them action-powered—and all made with ERECTOR! Hammerhead Crane, Lift Bridge, Dock Hoist, Power Plant, Walking Giant, Merry-go-Round, Operating Elevator—the list is endless. No other construction set is in the same class with ERECTOR when it comes to building models! Anything you see in real life can be duplicated with ERECTOR!



**ERECTOR ENGINE.** Powerful, precision-built Electric Engine, included with sets 6½ and up. The finest motor of its kind in the world (made by Gilbert, world's largest manufacturers of fractional horsepower motors) this rugged little engine will put many of your models into exciting action. Special gear train set-up provides four different speeds; by adding gears, more speeds can be gained. Gearing permits forward and reverse drive.

**ERECTOR ACCESSORIES.** Make your finished models blaze with spectacular lighting effects; produce warning whistle blash on bridges, hoists, derricks; create smoke and chao-chao realism for cranes, power plants and horizontal engines. You can do all this and much, much more with the ERECTOR accessories you'll find in this catalog. Increase realism, action and fun a thousandfold. Another feature that makes ERECTOR best!

**ERECTOR NUT-AND-BOLT CONSTRUCTION.** Just as in real building, ERECTOR uses the strongest hold-together method known to man: nut-and-bolt construction. Nothing else can take the place of this tried-and-true technique which assures models that don't wobble, sway or bend. ERECTOR, first in America with nut-and-bolt construction, is still leader!

**FLEX-O-MATIC DRIVE.** Only ERECTOR has this unique feature that enables you to transmit power from your motor to the model in twists, loops or bends. This versatile flexible shaft makes your ERECTOR set even more useful, provides added fun.



**PRECISION MANUFACTURE.** Parts made to tolerances as fine as plus-minus .005 (five one-thousandths) of an INCH! With your ERECTOR set you know that models can be built accurately because they're made with care and skill. Base plates and girders, for example, have holes which are exactly equidistant. Just count the holes to build square and true!

**MORE FUN WITH ERECTOR.** Yes, with ERECTOR you get the most in fun and real enjoyment. Built to last for years, ERECTOR does more than provide entertainment; it teaches basic structural engineering, stimulates creativity and helps to achieve pride in a job well done. Small wonder, then, that it's been an American institution for over four decades. Ask your Gilbert dealer to show you the big ERECTOR set line-up today!

Because of emergency conditions and pending government pricing regulations, The A. C. Gilbert Company regrets that prices could not be included on these pages at the time this catalog went to press. Please refer to the separate list for prices of Gilbert Toys and American Flyer Trains.

# ERECTOR

# THE WORLD'S GREATEST CONSTRUCTION TOY!


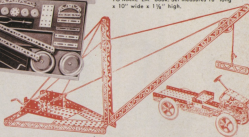
## No. 1 1/2 ERECTOR— THE BUILDER'S SET

Here's extraordinary value! Four sizes of steel girders, 3 kinds of base plates and host of other parts sufficient to build score upon score of interesting models. Illustrated "HOW TO MAKE 'EM" book shows 72, including Baggage Truck, Swing, Prairie Schooner, Express Wagon, Crane Hoist, etc., but actually number is unlimited. Parts arranged for accessibility by builder. Set measures 13 1/2" long x 9 1/2" wide x 1 1/2" high.



## No. 2 1/2 ERECTOR— THE APPRENTICE SET

Builds hundreds of models, including Ferris Wheel, Trailer, Farm Wagon, Elevated Crane, Dutch Windmill, Portable Derrick, Inclined Railway and Foot Bridge. 10 1/2-inch girders come assembled in square girder form—strongest construction principle known. Wheels, pulleys, plates, screwdriver, etc., are also included. Illustrated "HOW TO MAKE 'EM" book. Set measures 18" long x 10" wide x 1 1/4" high.



## No. 4 1/2 ERECTOR—THE MOTORIZED SET

Two tiers of parts provide ample girders, plates, wheels, etc., to build such models as Windmill, Jig Saw, small Airplane Ride, Astagiro, Trip Hammer, Walking Beam Engine, Stamp Mill, Railroad Bridge and scores of others. Mechanical spring-wind Motor enables ERECTOR trucks to run under own power—no wires, no batteries. Also operates Hoist, Crane, Ferris Wheel and other models. Miniature house serves as Bridge Tender's shack, Ticket Seller's booth, etc. Profusely illustrated "HOW TO MAKE 'EM" book included. Set measures 18" long x 10" wide x 2 1/2" high.



# NEW!


## ERECTOR Girders Better Than Ever!

New plating process gives ERECTOR Girders high, long-lasting luster, enables you to build all-steel models that really gleam!



# ERECTOR

## THE WORLD'S GREATEST CONSTRUCTION TOY!



AIRPLANE RIDE

*The famous  
Gilbert  
Electric  
Engine*



This is the compact little power plant that puts many of the ERECTOR models into exciting action. Built for 110-120 volt household (A.C.) current, gear train will run in forward and reverse and produce a variety of speeds. Another of the many features that make ERECTOR best!



WALKING BEAM ENGINE



FERRIS WHEEL

### No. 6 1/2 ERECTOR—THE ELECTRIC ENGINE SET BUILDS THE THRILLING AIRPLANE RIDE

It's easy to understand why this big ERECTOR set, with its gleaming array of more than 350 parts, has consistently remained one of the most popular ever made. Jam-packed with Girders, Gears, Pinions, Wheels, Plates, Bolts, etc., it has a double tier of trays nested in a sturdy hinged-cover cardboard box. Powerful Electric Engine gear train runs in forward and reverse, has multiple speed combinations. All-steel Bridge Tender's Shack finished in bright colors. Set builds such models as the Lift Bridge, Windmill Pump, Airplane Beacon, File Driver, Delivery Truck, Hoist, Elevator and scores of others. Also included in set is extraordinary Magic-Twist flexible coupling that enables you to transmit power from the motor to the model in beads, twists and loops. Box is 18" long x 10" wide x 3" high. Big illustrated book describes in step-by-step fashion how to put together models.




### No. 7 1/2 ERECTOR—THE ENGINEER'S SET BUILDS THE WALKING BEAM ENGINE

Over 360 all-metal parts, including a powerful Electric Engine whose gearing will produce a variety of speeds, plus reverse or forward operations, make up this huge ERECTOR set. Engineering marvels like the Bascule Bridge, Hoisting Engine, Derrick, Air Compressor, Steam Plant, Twin Cylinder Engine and many, many others can all be built right in your own home. Polished steel boiler and Engineer's Shack provides even greater value. By adding gear arrangements, Engine can be made to produce scores of varied speeds and will turn vertical as well as horizontal shafts. A set made for years of fun—and real usefulness. Sturdy, extra-weight cardboard chest, with hinged metal clasp cover, measures 19" long x 11" wide x 3 1/2" high.

### No. 8 1/2 ERECTOR— THE ALL-ELECTRIC SET

BUILDS THE COLORFUL FERRIS WHEEL

Nearly 16 POUNDS of Girders, Gears, Pinions, Plates, Wheels and other ERECTOR parts make up this massive set, complete with sturdy hinged-cover cabinet. In addition to a 4-speed forward-and-reverse gearing is Electric Engine, you'll find a string of electric lights to illuminate finished models PLUS an electromagnet so powerful it grabs up steel girders before it touches them! With this set you can make such exciting models as a Magnet Crane, Oil Drilling Rig, Ferris Wheel, Portable Derrick, Operating Elevator, Airplane Beacon, Cantilever Bridge and scores upon scores of others, including over 100 engine-driven, illuminated models alone! Set has Flex-O-Matic magic coupling to transmit motor power in twists and loops. Huge chest, finished in bright red, measures 20 1/2" long x 12 1/2" wide x 3 1/2" high.




# ERECTOR

## BUILDS HUNDREDS OF ALL-STEEL MODELS!

### No. 10½ ERECTOR—THE AMUSEMENT PARK SET BUILDS PARACHUTE JUMP and MERRY-GO-ROUND

What a huge ERECTOR assortment confronts you when you open the lid of this big all-steel hinged cabinet and see the mass of parts, arrayed in a double tier. Here, indeed, is a set that lasts for a lifetime, can be handed from father to son. Nearly 25 POUNDS of parts and equipment; over 300 toys all rolled into one! You can build a colorful carnival setting that will be the envy of the neighborhood: Parachute Jump, Merry-go-Round, Sideshow booths, etc., PLUS such action models as the Giant Power Plant, Dutch Windmill, Traveling Crane, Universal Crane, Double Cylinder Horizontal Engine, Hammerhead Crane with Magnet and many, many other kinds. Models swing into action when connected with the 110 volt Electric Engine with forward-and-reverse operation and variety of geared speeds. Parts include Boiler and Fly Wheel equipment, electro-magnet, horses, Bridge Tender's shack, and string of lights. Big metal cabinet measures 22" long x 13½" wide x 2¾" high.

Action-packed  
Parachute Jump  
and  
Merry-Go-Round—  
make them with  
10½ ERECTOR!



Because of emergency conditions and pending government pricing regulations, The A. C. Gilbert Company regrets that prices could not be included on these pages at the time this catalog went to press. Please refer to the separate list for prices at Gilbert Toys and American Flyer Trains.

### No. 5 ILLUMINATION KIT

A "must" for any ERECTOR engineer! Can be used to light up colored lamps (red and green) on your finished models in a variety of spectacular ways. Especially effective on Ferris Wheel, Parachute Jump, Merry-go-Round, etc. Striking night scene! Has 4 red, 4 green bulbs, 8 sockets, 8 ft. of wire, commutator & brush unit. Use with 7-15 volt transformer. For all ERECTOR sets.

### No. 6 WHISTLE KIT

Adds the final touch of realism for such ERECTOR models as Cranes, Hoists, Derricks, Lift Bridges, etc. Ideal for sounding warning blasts or blowing signals. Can be used with any ERECTOR set but a 7-15 volt transformer is necessary. Kit includes whistle unit, control box, power leads and instructions.

### No. 7 SMOKE AND CHOO-CHOO KIT

Even motorized ERECTOR models take on new interest when this remarkable kit is used to create thick, white puffing Smoke and Choo-Choo sounds. Exciting when used with Crane Hoist or Derrick. Choo-Choo sound while load lifts, while real Smoke puffs from stack. Also makes realistic firebox glow! Use with 7½ volt ERECTOR; 7-15 volt transformer necessary for Smoke operation.


PARACHUTE JUMP

MERRY-GO-ROUND

# Junior ERECTOR

**For children from 2 to 6 years!**

The toy hailed by parents and children alike! Youngsters in the 2 to 6 age group find JUNIOR ERECTOR completely fascinating, play with it for hour after hour. Each set builds dozens of interesting models which even 2 and 3 year-olds can put together. That's because the construction secret is a hollow tube fitting OVER a knob—far simpler for tiny hands than pushing a tube INTO a hole. All parts are brilliantly colored and same-length tubes are the same shade. Children simply match colors in putting together models. Building book printed in striking full color shows how.



**No. 2 JUNIOR ERECTOR**

Non-nagging, colorful (red, yellow, green, white) plastic parts fit together to make such models as loange, ladder, Swing, Windmill, Table, Wheelbarrow, Chair, Bridge, Airplane and small House. With practice children learn to design own models. Ample assortment of tubes, connectors, bearings and locks. Full color "HOW TO MAKE 'EM" book. Box measures 13 1/2" long x 9 1/2" wide x 1 1/2" high.




**No. 4 JUNIOR ERECTOR**

Builds more models and larger models from greater assortment of parts. Makes Beach Boat, Fire Engine, Derrick, Trestle Bridge, Ferris Wheel, Windmill, Trucks and many others. Packed in the colorful box are tubes, connectors, bearings, locks, propeller blades and rubber tires (for converting connectors into realistic spoked wheels or pulleys). Four color "HOW TO MAKE 'EM" book. Set measures 20 1/2" long x 13 1/2" wide x 1 1/2" high.



**No. 10 JUNIOR ERECTOR**

Advanced set which will make literally hundreds of models, including Lift Bridge, large House, Water Wheel, Merry-go-Round, Well Driller, giant Ferris Wheel and many, many others. Ideal set for developing child's creativeness, confidence and pride of achievement. Generous parts selection includes tubes, connectors, bearings, locks, propeller blades, horses, etc. Tap tray removable. Four color "HOW TO MAKE 'EM" book. Hinged box measures 20 1/2" long x 13 1/2" wide x 2 1/2" high.



**Build More Models, Bigger Models with Extra Parts! See Your Gilbert Dealer.**

# GILBERT MICROSCOPE SETS

- MAGNIFIES UP TO 450 TIMES ACTUAL SIZE!
- REVEALS WONDERLAND OF COLORS WITH POLAROID!
- HIGHLY-POLISHED OPTICAL LENS—SHARP, CLEAR VIEW!



**Real F.B.I. Detective Work with your GILBERT Microscope!**  
**Full Details in Book Packed with Set.**



## No. 5 GILBERT MICROSCOPE SET

Accurately ground, optical lens Gilbert Microscope magnifies 60 TIMES ACTUAL SIZE and has exclusive Polaroid device which brings out a wonderland of colors impossible to see with ordinary "scopes. Dissecting equipment, assortment of slides, specimens, etc., included with set. Microscope has adjustable focusing knob, slide clips and mirror. Big 80-page illustrated book describes experiments. Set measures 18" long x 10" wide x 2 1/2" high.



## No. 8 GILBERT MICROSCOPE SET

Semi-professional self Microscope, with high resolving power and a revolving turret, magnifies specimens 60, 90 and 210 TIMES ACTUAL SIZE. Lens are optical glass, highly polished and precision ground. Focusing can be done quickly, sharply; field of view is large. With Polaroid attachment gorgeous colors come in view. Test tubes, forceps, dozen chemicals, slides, hand lens, etc., make complete laboratory. Set is 18" long x 10" wide x 2 1/2" high.



## No. 20 GILBERT MICROSCOPE SET

Huge scientist's laboratory, featuring a powerful precision Microscope which magnifies objects 120, 200 and 450 TIMES ACTUAL SIZE! Turret mechanism permits magnifications to be changed in a jiffy. Exclusive Gilbert Polaroid device brings out riot of specimen colors, hidden from view with ordinary "scopes. Hues are breathtaking! Two steel test tube racks contain variety of chemicals and specimens; slide-out drawers contain assortment of slides and parts. Equipment also includes top stage and substage light for illumination of specimens—just like professional "scopes. Dri-Electric Power Pack provides power source. Hand lens and alcohol lamp complete apparatus. Two illustrated manuals included. Minged chest measures 20" long x 3 7/16" wide x 14" high when opened.

## \$200.00 IN CASH PRIZES!

To the boy or girl performing the most important research, in the opinion of the judges, in the field of Microscopy or Chemistry, the Gilbert Hall of Science will award \$100.00 in cash. To the 10 boys or girls doing the next most important research, \$10.00 each will be given. To qualify in Microscope Division send full description of experiments to Microscope Contest, Gilbert Hall of Science, Erector Square, New Haven 6, Conn., by April 17, 1952. State which set or sets you used. Entrants must be 17 or under. Awards announced July 3, 1952.

PLEASE REFER TO PRICE LIST

GILBERT

# ATOMIC ENERGY

Out of the Gilbert Hall of Science comes the most unusual, the most advanced and the most widely-hailed educational toy ever created—the Gilbert Atomic Energy Lab. A collection of precise and accurate scientific nuclear physics instruments, this remarkable Lab enables the user to study the fascinating universe of the Atom with COMPLETE SAFETY—and to learn that atomic energy can be harnessed to hundreds of uses other than war! Each one of the instruments in the Gilbert Atomic Energy Lab actually performs the same feats as professional apparatus costing hundreds of dollars! Lab is ideal for home experimentation; wonderful for both high school and college classrooms. Instruction book of 60 pages written by world-famous nuclear physicist Dr. Ralph E. Lapp, distinguished scientist, author and lecturer.

*America's  
top nuclear scientists  
collaborated with  
Gilbert engineers to make  
the Atomic Energy Lab  
SAFE, ACCURATE and  
INTERESTING.  
More than  
150 exciting experiments  
can be performed.*

HELIUM



## NUCLEAR SPHERES (Included with Atomic Energy Lab)

Make your own nuclear models with these colored spherical aids. In understanding arrangement of Protons and Neutrons which make up the Atom. Fun to put together. Instructions included.

LITHIUM 6




## No. U-238 ATOMIC ENERGY LAB

Possibly the greatest educational toy of all time! With its instruments you can study and UNDERSTAND the atom—what it does, its reactions, etc. Useful in providing training for nuclear physics career. Lab includes Geiger Counter, Gilbert Cloud Chamber, Electroscope, Spectrometer, Nuclear Spokes, Alpha, Beta and Gamma radiation sources and Uranium-bearing area. Two booklets, "Prospecting for Uranium" and "Gilbert Atomic Energy Instructions" also packed with set. Sturdy hinged chest has convenient suitcase-type carrying handle. Measures 25" long x 16½" wide x 5" high.

PLEASE REFER TO PRICE LIST

# LAB

## The Most Extraordinary Set Ever Developed!



### No. U-239 GEIGER COUNTER

(Included with Atomic Energy Lab and also sold separately)

The Geiger Counter that's been pronounced by many experts to be BETTER than models costing twice to three times as much! May enable you to win \$35,000.00 Government bonus—or save the life of your family! Ideal for prospectors, Civil Defense groups, classrooms, clubs, etc. When Geiger Counter detects radioactivity clicks sound rapidly in earphone headset while neon light indicator gives off series of flashes. Battery and radioactive ore sources included. Measures  $4\frac{1}{2}$ " square, 3" high.

### GILBERT SPINTHARISCOPE

(Included with Atomic Energy Lab)

Watch atomic disintegration of radioactive material—right before your eyes! Completely safe and harmless. Alpha particles streaking at 10,000 miles per SECOND smash into fluorescent screen and produce flashes of light. Lens in eyepiece enables you to watch this amazing sight in darkness.



Because of emergency conditions and pending government pricing regulations, The A. C. Gilbert Company regrets that prices could not be included on these pages at the time this catalog went to press. Please refer to the separate list for prices of Gilbert Toys and American Flyer Trains.

### GILBERT CLOUD CHAMBER (Included with Atomic Energy Lab)

Produces awe-inspiring sights! Enables you to actually SEE the paths of electrons and alpha particles traveling at speeds of more than 10,000 miles per SECOND! Electrons racing at fantastic velocities produce delicate, intricate paths of electrical condensation—beautiful to watch. Viewing Cloud Chamber action is closest man has come to watching the Atom! Assembly kit (Chamber can be put together in few minutes) includes Dri-Electric Power Pack, Deionizer, Compression Bulb, Glass Viewing Chamber, Tubing, power leads, Stand and Legs.

**ALL RADIOACTIVE MATERIALS INCLUDED  
WITH THE ATOMIC ENERGY LAB HAVE BEEN  
CERTIFIED AS COMPLETELY SAFE BY OAK-  
RIDGE LABORATORIES, PART OF ATOMIC  
ENERGY COMMISSION.**



### GILBERT ELECTROSCOPE (Included with Atomic Energy Lab)

This instrument not only allows you to measure the radioactivity of ores (or of your radium dial wrist-watch) but does the job as well as Electroscopes costing up to \$300.00! Easy to operate; just move ore within range of Ionization Chamber and Pointer (seen in eyepiece) moves along graduated scale. Highly accurate in determining quality of ore samples.




**\$35,000  
REWARD!**

New legislation has increased the United States Government bonus from \$10,000 to \$35,000 for discoveries of Uranium ore deposits! Full technical details for finding ore are carried in the booklet "Prospecting for Uranium," packed with the Gilbert Atomic Energy Lab.

# GILBERT CHEMISTRY SETS

*The Gift that Builds a Career!*



## No. 1 GILBERT CHEMISTRY BEGINNER'S OUTFIT

Enables you to perform 151 interesting experiments covering entire chemistry field. Creating a harmless Gas Volcano, making dyes, real soap, rock candy, a "magic" sunken ship and fireproofing cloth are only a few of the fascinating things which can be done with this complete beginner's set. Contains 23 pieces of chemicals and apparatus, including Ammonium Chloride, Sodium Carbonate, Sulphur, Calcium Oxide, Potassium Nitrate, etc., plus test tubes, steel racks and other equipment. Instruction book of 64 pages is complete and illustrated. Brown light-proof bottles, same type as kind used for expensive pharmaceuticals, safeguard life of chemicals. Set measures 18" long x 10" wide x 1 1/4" high.

## No. 3 GILBERT CHEMISTRY JUNIOR LABORATORY

Over 223 fascinating experiments can be performed with the apparatus and chemicals packed with this full-sized laboratory. You can make mucilage, casein, printer's ink, perfumed soap, magic fire ink, bayberry candle, purple flame, black lacquer and scores upon scores of other things with the 26 pieces of chemicals and equipment. Steel test tube rack folds forward for easy accessibility; lightproof bottles include Ammonium Chloride, Sodium Carbonate and other essential chemicals. Laboratory-type chest opens to 30 1/2" width, folds to 10 1/2" wide x 11 1/2" high x 1 1/4" deep. Big 8" x 10" "FUN WITH GILBERT CHEMISTRY" book has 84 pages, fully illustrated throughout.



Because of emergency conditions and pending government pricing regulations, The A. C. Gilbert Company regrets that prices could not be included on these pages at the time this catalog went to press. Please refer to the separate list for prices of Gilbert Toys and American Flyer Trains.



## Unfolds To Make Complete Laboratory!

### No. 7 GILBERT CHEMISTRY SENIOR LABORATORY

Jam-packed with enough chemicals and apparatus to perform 379 thrilling experiments! Three shelves of high-proof brown bottles, totaling 21 different kinds, plus 14 other chemicals arranged in steel test tube storage racks, provide ample material for home laboratory work. Alcohol lamp, glass stirring rods, funnel, etc., are included in list of professional equipment. In addition to 84-page "FUN WITH GILBERT CHEMISTRY" book, another booklet describes 80 experiments in the fascinating field of Glass Blowing. Big, two-compartmented hinged chest stands 11 1/2" high and opens to 20 1/2" width. Apparatus and chemicals total 87 pieces. Set folds to 9 1/2" wide x 2 1/2" wide x 11 1/2" high.

**\$200.00**  
IN CASH PRIZES

Here's your chance to win a valuable cash award—and have a world of fun doing it! To the boy or girl doing the most important research in Chemistry or Microscopy, the Gilbert Hall of Science will award \$100.00 in cash. To the next 10 boys or girls \$10.00 each will be given. Send COMPLETE description of experiments to Contest, Gilbert Hall of Science, Erector Square, New Haven 6, Conn., by April 17, 1952. State in which field you are competing and which set you used. Entrants must not be over 17. Awards to be announced July 3, 1952.

**106  
Chemicals  
and Apparatus  
perform 475  
Exciting  
Experiments!**

### No. 11 GILBERT CHEMISTRY INVENTOR'S LABORATORY


Massive laboratory set, measuring nearly 3 1/2 feet when fully opened! Huge assortment of 106 chemicals and pieces of apparatus enables you to perform 475 experiments listed in giant 132-page "FUN WITH GILBERT CHEMISTRY" book written by famed Yale Prof. Treg Johnson. Six shelves plus three lift-forward type racks place chemicals right at your fingertips. Alcohol lamp, accurate chemical balance, funnel, test tubes, pipette, etc., are included in list of professional equipment. Two other illustrated books, "GLASS BLOWING" and "CHEMICAL MAGIC" (Great Smoke Mystery, turning Ink to Water, Water to Wine, Magic Rose, etc.) make set doubly useful. Four-compartmented hinged Chest extends to 40 1/2" opened. Cloud it measures 30" long, 11 1/2" high, 2 1/2" wide.

PLEASE REFER TO PRICE LIST

# GILBERT TOOL CHESTS

A speedy Soap Box Derby racer is only one of many things you can build with a Gilbert Tool Chest set. A Club House, Pirate Raft, Treasure Chest, Covered Wagon, Picnic Bench, Tree Hut—there's literally no end to the projects you can tackle! Real carpenter's

tools, made with precision and craftsmanship and scaled down for young hands teach junior carpenters how to handle expensive tools when they grow older. Ask your Gilbert dealer to show you the entire array of sets.



**No. 9 GILBERT TOOL CHEST**  
19 HIGH QUALITY TOOLS

By far the best tool chest value in its price range! Handsome basswood chest, with natural-finished grain, makes ideal carrying case for doing repair jobs away from the work bench. Tools include high carbon steel Crosscut Saw, Brace and Bit, Triangle, carpenter's Hammer, T-Square, 12" Level, Pliers, 8" Screwdriver, Putty Knife, Dividers, 8" Square, Awl, 5" Screwdriver, Wrench, Sandpaper Block and extra Sandpaper, carpenter's marking Chalk, cast iron Plane. Chest is 16 1/2" long x 8 1/2" wide x 3" high.



**No. 14 GILBERT TOOL CHEST**  
27 GENUINE CARPENTER'S TOOLS

Everything for the young carpenter in this big assortment! Hinged Chest made of basswood, attractively finished to bring out natural wood grain. Tools include: high carbon steel Crosscut Saw, T-Square, Trowel, Hammer, 12" Level, 8" Square, wood Mallet, Coping Saw and extra blades, Putty Knife, 8" Screwdriver, Awl, Pliers, 3/4" Chisel, Brace and Bit, 5" Screwdriver, Keyhole Saw, Triangle, Wrench, Plumb Bob, cast iron Plane, Sandpaper Block and extra Sandpaper, Utility Can with Nails. Chest measures 18 1/2" long x 10 1/2" wide x 3" high.



**No. 16 GILBERT TOOL CHEST**  
30 REAL CARPENTER'S TOOLS

Huge assortment of tools for the advanced junior carpenter—includes tools for even complex building projects. Tables, Sail Boats, Swings, Masts, etc., can all be made with this giant tool chest equipment. Handsome basswood chest has natural wood-grain finish and includes hinged cover. Tools comprise: THREE saws of high carbon steel, large cast iron Plane, Hammer, Mallet, Putty Knife, three Squares, two Screwdrivers, two Chisels, Awl, Pliers, Nails, Utility Can, Brace and Bit, Wrench, hand grip Sandpaper Block and extra Sandpaper, carpenter's marking Chalk, 12" Level, 3 Coping Saw blades, Scratch Gauge, Plumb Bob, Triangle. Chest is 20 1/2" long x 12 1/2" wide x 3" high.



**No. 3 GILBERT TOOL CHEST**  
**11 BIG VALUE TOOLS**

Ideal for the young builder. Contains assortment of 11 basic tools, packed in a sturdy hinged cover chest. Contents include: carpenter's Hammer, 6" Square, wooden Mallet, hand-grip Sandpaper Block, Sandpaper, Triangle, Pliers, 8" Screw-driver, Crosscut Saw of high carbon steel, carpenter's Dividers, Rule. Chest measures 14" long, 7 1/4" wide, 2 1/2" high.



**No. 5 GILBERT TOOL CHEST**  
**11 REAL CARPENTER'S TOOLS**

Packed in a handsome hinged chest that serves as a real carpenter's case for "on-the-job" work, this Gilbert Tool Chest is one of the best buys in its field. List of tools includes: carpenter's Hammer, hand-grip Sandpaper Block, extra Sandpaper, wooden Mallet, Triangle, 6" Square, Pliers, T-Square, Dividers, crosscut Saw of high carbon steel. Chest attractively finished to show beautiful grain. Measures 14 1/2" long x 8 1/2" wide x 3" high.

Because of emergency conditions and pending government pricing regulations, The A. C. Gilbert Company regrets that prices could not be included on these pages at the time this catalog went to press. Please refer to the separate list for prices of Gilbert Toys and American Flyer Trains.




**No. 1032 GILBERT PUZZLE SET**

There's fun and entertainment for young and old alike with the nearly two-dozen twisters in this big Gilbert assortment. You'll laugh as you watch your friends try to solve the puzzle of the Heather Rings, the Conjur'ing Rings, the Twin Links, etc., because it's a cinch when you know how. Ideal for puzzle parties, rainy afternoons, late nights and other occasions. Illustrated booklet provides solutions. Set measures 18" long x 10" wide x 1 1/4" high.



**No. 1033 GILBERT PUZZLE SET**

Giant de luxe set, combining 20 wire puzzles and six clever puzzle tricks. You'll have hour after hour of enjoyment solving the Vampire Puzzle, the Wishbone Puzzle, the Lucky Horseshoe, Hungry Pup, Shamrock Puzzle, Topsy Turvy Rivers and many, many others. Wire puzzles made of heavy-gauge steel, plated to resist rust. Set measures 20 1/2" long x 13 1/2" wide x 1 1/4" high.



**No. 1034 GILBERT PUZZLE SET**

Here's fun for nimble fingers—and agile mind! Contains six ingenious tricks, each packaged separately and each one a real teaser. Set includes the Radio Tube Trick, Lucky Horseshoe, Topsy Turvy Rivers, Atomic Bomb Trick, Ring-a-Tail and Hungry Pup. Try them out—and then slump your friendly Set measures 10 1/2" long x 9" wide x 1 1/4" high.



# GILBERT MYSTO MAGIC SETS



After only a few minutes of practice, fascinating fun in itself, you can baffle and mystify your friends with tricks made famous by world-renowned magicians! In a short time you'll be able to put on complete shows, earn big money performing

such wondrous tricks as the Multiplying Coins, the Ming Toy Laundry Ticket, Mysterious Linking Rings, the Vanishing Rabbit and lots of others. Never before have many of these tricks been offered in amateur sets.

## No. 1 1/2 GILBERT MYSTO MAGIC SET

Nine tricks, all of them made famous by international conjurers! Although effect is startling, you'll find them easy—and fun—to master. Set includes 11 tricks: Vanishing Handkerchief, Cut and Restore Paper Ribbon, Vanishing Rabbit, Mystic Slide, Magic Keys, Phantom Cards and many others. Set measures 18" x 10" x 1 1/4".



## No. 2 1/2 GILBERT MYSTO MAGIC SET

You can put on a magic show that will amaze your friends—and earn you handy spending money—with this assortment of tricks collected from far-off countries. Partial list of contents includes the Sphinx Card Trick, Vanishing Rabbit, Magic Keys, Multiplying Billiard Balls, Jumping Peg, Svengali Mind Reading Wonder, Mysterious Linking Rings and many others. Also packed with set is make-up moustache kit and goatee, plus huge poster. Set measures 20 1/2" x 12 1/2" x 1 3/4".



## No. 5A GILBERT MYSTO MAGIC SET

A huge assortment of tricks from all parts of the globe! After only a short practice session you'll be performing such tricks as the Passe Passe Coin Trick, Acrobatic Wedding Ring, Vanishing Handkerchief, Cups and Balls, Mysterious Linking Rings, Multiplying Billiard Balls, Vanishing Rabbit, Magic Keys, Mystic Slide and many others. Set includes moustache-goatee make-up kit and colorful poster. Hinged box measures 20 1/2" x 13 1/2" x 2 1/4".

## No. 25 GILBERT MYSTO MAGIC SHOW SET

A super professional magician's outfit, complete with top hat (assembles in few minutes) and theatrical drop curtain for a show, set it up as illustrated with legs supporting set. When finished, legs fit inside and cover closes to form suitcase for traveling. Contains scores of tricks: partial list includes Topsy Turvy Match, Passe Passe Bottle Trick, Jumping Peg, dozens of card tricks, Vanishing Coin, Galloping Dice, mind reading tricks, Vanishing Whiskey Glass, Ball and Vase Trick, Chinese Rings, Fake Quarter, Four Ace Card Trick and many, many others. Includes five big illustrated books of instructions. Set measures 25 1/2" wide x 4 1/2" high x 16 1/2" deep.



Copyright 1951, The A. C. Gilbert Company, New Haven, Conn., U.S.A.

PLEASE REFER TO PRICE LIST

Printed in the U.S.A. Item 51640

All toys in this catalog are products of  
**THE GILBERT HALL OF SCIENCE**

Because of emergency conditions and pending government pricing regulations, The A. C. Gilbert Company regrets that prices could not be included on these pages at the time this catalog went to press. Please refer to the separate list for prices of Gilbert Toys and American Flyer Trains.

**THE A. C. GILBERT COMPANY**  
ERECTOR SQUARE  
NEW HAVEN 6, CONNECTICUT, U. S. A.